

CITY OF BRYAN

Submitted December 20, 2018

**2017 Consolidated Annual Performance
and
Evaluation Report (CAPER)
for
Community Development Block Grant and Home
Investment Partnerships Programs**

**COMMUNITY
DEVELOPMENT
SERVICES
DEPARTMENT**

—
**ALSIE BOND
MANAGER**

405 W. 28th Street
P.O. Box 1000
Bryan, TX 77805

Phone: 979-209-5175

Fax: 979-209-5184



This document is available on the City of Bryan's website:
<http://www.bryantx.gov/community-development>

TABLE OF CONTENTS

2017 CAPER

CR-05 Goals And Outcome1 – 8
CR-10 Racial and Ethnic Composition of Families Assisted9 - 10
CR-15 Resources and Investments11 - 18
CR-20 Affordable Housing19 - 21
CR-25 Homeless And Other Special Needs22 - 26
CR-30 Public Housing27 - 28
CR-35 Other Actions.....29 - 37
CR-40 Monitoring..... 38
CR-45 CDBG 39
CR-50 HOME40 - 43

ATTACHMENTS

ATTACHMENT – 144 - 165

IDIS Reports (PR03, PR10, PR23, PR25, PR26, PR83, PR84, PR85, PR22, PR27)

ATTACHMENT – 2 166 - 194

Financial and Performance Reports (PR26, Financial Summary Attachment and LOCCS Reconciliation, Financial Summary Adjustments and Program Income Summary, Program Evaluation and Assessment of Goals, Annual HOME Program Performance Report, HOME Activities Summaries – Grantee Performance Report, Remaining HOME Balances, Financial Summary – GPR, HOME Loans Reported in CAPER / IDIS, CDBG Housing Loans Reported in CAPER / IDIS, CDBG/HOME Expenditure and Allocation Charts, Performance Measures)

ATTACHMENT – 3 195 - 202

Project and Demographic Maps (Low-Moderate Income Area Map, Hispanic Concentration Map, Black Concentration Map, Administration and Public Services Agency Map, Minor Repair Project Map, Housing Reconstruction, New Development, and Demolition Project Map, Downpayment Assistance Project Map)

ATTACHMENT – 4203 - 205

CoC and PIT Count Information

ATTACHMENT – 5206 - 211

Monitoring, Affidavit, FHEO Summary (Program Monitoring and Compliance Standards and Procedures, Affidavit of Publication for 2017 CAPER Public Notices, 2017 CDBG Beneficiary Summary)

CR-05 - Goals and Outcomes

Progress the jurisdiction has made in carrying out its strategic plan and its action plan. 91.520(a)

This could be an overview that includes major initiatives and highlights that were proposed and executed throughout the program year.

In PY2017, the City of Bryan received \$808,202 in CDBG, \$250,189 of HOME, and \$23,442.81 of CDBG Program Income (PI) from housing programs with prior unspent HOME funds of \$365,711.93 and \$24,905.31 prior year program income, \$29,931.46 prior year recaptured funds and \$78,249.42 current year program income. Approximately \$1,600,000 of other non-grant funds were leveraged in delivery of housing services and approximately \$2,429,573 of other federal, state/local, and private funds were leveraged in delivery of non-housing, public service agency program efforts. Unspent CDBG at beginning of PY2017 was \$381,794.42. Other agencies also made funds available to meet needs (See Section CR-15, Table 3). During development of Bryan's 2017 Annual Action Plan (AAP), the city's Consolidated Plan (CP) and its Strategic Plan, Needs Assessment, and Market Analysis were consulted. During Development of the CP, the City assessed economic, housing, homelessness, public service, public facility, and infrastructure needs. This led to a prioritization of needs and development of program goals and objectives. In PY2017, the City expended \$775,161.02 of CDBG, HOME, and PI to address these needs as follows (See Attachments 1 and 2 for IDIS reports and detailed financial and demographic data to include expenditure information).

CDBG (\$808,200 PY2017 Grant Allocation)

Administration (\$161,640.00) funded, expenditures \$159,770.18.

Homeowner Housing Assistance (\$525,330.00/2017 CDBG grant funds allocated): Major rehabilitation/reconstruction, minor repair, voluntary demolition, homebuyer assistance, staff program delivery (PD), and other related costs: 50 minor repair projects completed, 1 housing reconstruction completed with another being processed, and 4 down-payment projects completed with others in progress. Also utilized were carryover funds from previous grant year funding for a total of \$638,538.65 (includes program income) CDBG funds expended.

Public Service Agency Programs (\$121,230.00/2017 grant funds allocated): Funds spent totaled \$118,777.93 and included Bryan Parks and Recreation Summer Camp (\$31,867.93): operating expenses for camp activities in low- and moderate-income neighborhood parks - 481 unduplicated clients served. Family Promise Family Support Services Program (\$16,235.00): case management and support services for homeless families - 132 unduplicated clients served. Twin City Mission the Bridge Case Management Assistance Program (\$24,682.00): case management

and support services for homeless families – 698 unduplicated clients served. Catholic Charities of Central Texas Financial Stability Program (\$22,121.00): provides rental, utility, case management, and referral assistance - 371 unduplicated clients served. Brazos Valley Rehab Center, Counseling and Case Management (\$23,872.00): in-home counseling and case management services to Rehab Center clients – 219 unduplicated clients served. Funds utilized were 2017 grant funds. Approximately \$2,429,573 of other federal, state/local, and private funds were leveraged in delivery of non-housing, public service agency program efforts.

HOME (\$250,189 PY2017 Grant Allocation)

Administration (\$25,019.00) funded with \$17,336.91 expended.

Home Owner Housing Assistance (\$108,833.00/2017 funds allocated): 1 household provided major housing reconstruction. Prior year funding, prior year recaptured funds, prior year program income and current program income used for these activities was \$54, 576.97.

Down Payment Assistance (DPA) (\$78,808.00/2017 funds allocated): 8 households provided DAP (Prior year's funds (including prior year program income, recaptured funds, current year program and prior year grant funds utilized \$82,045.40) and applications were being processed for future home buyer assistance.

Community Housing Development Organizations (CHDO) (\$37,528.00/2017 funds): A goal of 1 CHDO project completion was expected in PY2017 – no CHDO projects were completed, one CHDO project approved by Council utilizing 2016 and 2017 CHDO funding, no funds expended.

Comparison of the proposed versus actual outcomes for each outcome measure submitted with the consolidated plan and explain, if applicable, why progress was not made toward meeting goals and objectives. 91.520(g)

Categories, priority levels, funding sources and amounts, outcomes/objectives, goal outcome indicators, units of measure, targets, actual outcomes/outputs, and percentage completed for each of the grantee's program year goals.

Goal	Category	Source / Amount	Indicator	Unit of Measure	Expected – Strategic Plan	Actual – Strategic Plan	Percent Complete	Expected – Program Year	Actual – Program Year	Percent Complete
Homeless Objective 1.1 & 1.2	Homeless	CDBG: \$0 / HOME: \$0	Tenant-based rental assistance / Rapid Rehousing	Households Assisted	100	4558	4,558.00%			
Homeless Objective 1.1 & 1.2	Homeless	CDBG: \$0 / HOME: \$0	Other	Other	0	0		100	1536	1,536.00%
Homeless Objective 2.1 & 2.3	Homeless	CDBG: \$0 / HOME: \$0	Public service activities other than Low/Moderate Income Housing Benefit	Persons Assisted	0					
Homeless Objective 2.1 & 2.3	Homeless	CDBG: \$0 / HOME: \$0	Homeless Person Overnight Shelter	Persons Assisted	0					
Homeless Objective 2.1 & 2.3	Homeless	CDBG: \$0 / HOME: \$0	Other	Other	500	2173	434.60%	100	698	698.00%
Homeless Objective 3.1	Homeless	CDBG: \$0 / HOME: \$0	Other	Other	10	11	110.00%	2	3	150.00%
Housing Plan Objective 3.1 & 3.2	Affordable Housing	CDBG: \$0 / HOME: \$0	Other	Other	15	25	166.67%	3	8	266.67%
Housing Objective 2.2	Affordable Housing	CDBG: \$0 / HOME: \$0	Other	Other	20	20	100.00%	4	9	225.00%

Housing Objective 1.2	Affordable Housing	CDBG: \$0 / HOME: \$0	Other	Other	15	25	166.67%	3	8	266.67%
Housing Objective 1.4	Affordable Housing	CDBG: \$0 / HOME: \$0	Housing Code Enforcement/Foreclosed Property Care	Household Housing Unit	50	74	148.00%			
Housing Objective 1.4	Affordable Housing	CDBG: \$0 / HOME: \$0	Other	Other	0	0		10	38	380.00%
Housing Plan Objective 1.1	Affordable Housing	CDBG: \$168106 / HOME: \$0	Homeowner Housing Added	Household Housing Unit	100	180	180.00%			
Housing Plan Objective 1.1	Affordable Housing	CDBG: \$168106 / HOME: \$0	Homeowner Housing Rehabilitated	Household Housing Unit	0	0		20	50	250.00%
Housing Plan Objective 1.3	Affordable Housing	CDBG: \$309945 / HOME: \$108832.75	Homeowner Housing Rehabilitated	Household Housing Unit	15	7	46.67%	3	2	66.67%
Housing Plan Objective 1.5	Affordable Housing	CDBG: \$0 / HOME: \$37528.35	Rental units constructed	Household Housing Unit	5	1	20.00%	1	0	0.00%
Housing Plan Objective 2.1	Affordable Housing	CDBG: \$47279 / HOME: \$78809	Direct Financial Assistance to Homebuyers	Households Assisted	50	32	64.00%	10	12	120.00%

Housing Plan Objective 4.1-4.3	Affordable Housing	CDBG: \$0 / HOME: \$0	Other	Other	5	8	160.00%	1	2	200.00%
Non Housing Plan Objective 1.2	Non-Housing Community Development	CDBG: \$0 / HOME: \$0	Other	Other	10	61	610.00%	2	27	1,350.00%
Non Housing Objective 1.3	Non-Housing Community Development	CDBG: \$0 / HOME: \$0	Other	Other	60	42	70.00%	12	13	108.33%
Non Housing Plan Objective 1.1	Non-Housing Community Development	CDBG: \$121230 / HOME: \$0	Public service activities other than Low/Moderate Income Housing Benefit	Persons Assisted	14000	7078	50.56%	1965	1901	96.74%
Non Housing Plan Objective 2.1	Non-Housing Community Development	CDBG: \$0 / HOME: \$0	Overnight/Emergency Shelter/Transitional Housing Beds added	Beds	10	0	0.00%			
Non Housing Plan Objective 2.1	Non-Housing Community Development	CDBG: \$0 / HOME: \$0	Other	Other	0	0		2	0	0.00%

Non Housing Plan Objective 2.2	Non-Housing Community Development	CDBG: \$0 / HOME: \$0	Other	Other	10	2	20.00%	2	0	0.00%
Non Housing Plan Objective 3.1 & 3.2	Non-Housing Community Development	CDBG: \$0 / HOME: \$0	Other	Other	1	0	0.00%	2	0	0.00%
Non Housing Plan Objective 4.1	Non-Housing Community Development	CDBG: \$0 / HOME: \$0	Other	Other	1	7	700.00%	2	3	150.00%
Non Housing Plan Objective 4.2	Non-Housing Community Development	CDBG: \$0 / HOME: \$0	Public Facility or Infrastructure Activities other than Low/Moderate Income Housing Benefit	Persons Assisted	500	0	0.00%			
Non Housing Plan Objective 4.2	Non-Housing Community Development	CDBG: \$0 / HOME: \$0	Other	Other	0	1		2	0	0.00%
Non Housing Plan Objective 5/5.1	Non-Housing Community Development	CDBG: \$0 / HOME: \$0	Other	Other	3	12	400.00%	3	4	133.33%

Non Housing Plan Objective 5/5.2	Non-Housing Community Development	CDBG: \$0 / HOME: \$0	Other	Other	10	15	150.00%	2	4	200.00%
Other Special Needs	Non-Homeless Special Needs	CDBG: \$0 / HOME: \$0	Other	Other	15	12	80.00%	3	4	133.33%

Table 1 - Accomplishments – Program Year & Strategic Plan to Date

Assess how the jurisdiction’s use of funds, particularly CDBG, addresses the priorities and specific objectives identified in the plan, giving special attention to the highest priority activities identified.

Utilizing CDBG and HOME funds and program income, the City was able to accomplish specific 2017 Annual Action Plan (AAP) goals and objectives. In terms of housing assistance, the City planned 3 Rehabilitation/Reconstruction projects, using both CDBG and HOME funds and completed 2. With a goal of 20 Minor Repair projects, 50 projects were completed. The City’s 2017 AAP projected 10 Down-payment Assistance projects and 12 were completed. One unit of new affordable rental was projected to be constructed using HOME funds, none completed.

In terms of planned Public Service Agency (PSA) projects, the City also achieved its planned goals of providing services to 1,965 clients – see above Table 1 - Accomplishments - Program Year & Strategic Plan to Date. Specifically, the City served 1,901 PSA clients through City of Bryan CDBG funds. Note that the City of Bryan partners with the City of College Station in identifying and allocating funds to local PSAs and the accomplishment numbers in Table 1, above, reflect total numbers served by agencies funded by both jurisdictions. The City of Bryan proposed and achieved the following service numbers through these CDBG funded agencies: Bryan Parks and Recreation Summer Camp (goal of 685 - 481 served); Family Promise Family Support Services (goal of 125 - 132 served); Twin City Mission The Bridge Case Management Assistance Program (goal of 600 - 698 served); Catholic Charities of Central Texas Financial Stability Program (goal of 400 - 371 served), and; Brazos Valley Rehab Center, Counseling and Case Management (goal of 200 - 219 served).

See the following reports for detailed program status and accomplishments:

Summary Reports

IDIS Activity Summary Report (GPR) PR03
IDIS Financial Summary PR26
Financial Adjustments and Program Income Summary
Financial Summary Attachment and LOCCS Reconciliation

CDBG Reports

IDIS Report Rehabilitation Activities (PR10)
IDIS Report-Summary of Accomplishments Report CDBG (PR23)
IDIS Report Performance Measurements (PR-83)
IDIS Report CDBG Strategies (PR84)

HOME Reports

Annual HOME Performance Report
HOME Activities Summaries / Grantee Performance Report
Remaining HOME Balances
Financial Summary – GPR
Status of HOME Activities (PR22)
Summary of Accomplishments Report HOME (PR23)
Status of HOME CHDO Funds (PR25)
Status of HOME Grants (PR27)
HOME Housing Performance (PR85)
HOME Loans Reported
CDBG Housing Loans Reported

CR-10 - Racial and Ethnic composition of families assisted

Describe the families assisted (including the racial and ethnic status of families assisted).

91.520(a)

	CDBG	HOME
White	1,016	6
Black or African American	775	2
Asian	7	0
American Indian or American Native	23	1
Native Hawaiian or Other Pacific Islander	0	0
Total (includes additional racial categories not listed – see corrected Table 2 below)	1,956	9
Hispanic	571	6
Not Hispanic	1,385	3

Table 2 – Table of assistance to racial and ethnic populations by source of funds

Narrative

For CDBG activities , the PR23 provides racial/ethnic information on persons and households by HUD activity for activities that were open during the program year and for activities that were closed during the program year and by activities that may span more than one reporting period.

For CDBG activities, the following information provides demographics for households and individuals served during the PY2017 by completed housing and non-housing projects. Completed housing activities include HUD activities 983 and 1002 (Minor Repairs), 994 (Major Reconstruction), 1014, 1015, 1018, and 1021 (Down-payment Assistance). For CDBG housing related activities mentioned above, 55 households were served. Completed CDBG funded public service agencies programs include HUD Activities 1003, 1004, 1005, 1006, and 1007. Clients served were: 29% Hispanic, 53% White, and 41% Black, and 4% Black and White. Smaller percentages of other categories of race included Asian, American Indian or Alaskan Native, American Indian/or Alaskan Native and White, Asian and White, American Indian or Alaskan Native and Black or African American, Hawaiian, and Race Combination not included. Total clients served by completed CDBG funded housing and non-housing activities included 29% Hispanic, 52% White, and 40% Black. See corrected Table 2 below for racial and ethnic details:

For HOME activities, completed HUD activities 996 (Major Reconstruction), and; HUD activities 1009, 1010, 1012, 1013, 1016, 1017, 1022, 1023 (Down-payment Assistance) resulted in 9 households served (8 home buyers, and 1 existing home owner): clients served by HOME funded housing activities included

67% Hispanic, 67% White, and 22% Black. See corrected Table 2 below for racial and ethnic details:

NOTE: The following Table is a correction of Table 2 above.

Race / Ethnicity	CDBG	HOME
White	1,016	6
Black	775	2
Asian	7	0
Indian/Native	23	1
Hawaiian	1	0
American Indian/ Alaska Native/White	13	0
Asian/ White	9	0
American Indian/ Alaska Native/Black	5	0
Black/ White	83	0
Race Not Included	24	0
Total	1,956	9
Hispanic	571	6
Not Hispanic	1,385	3

CORRECTED Table 2:

Table of assistance to racial and ethnic populations by source of funds

CR-15 - Resources and Investments 91.520(a)

Identify the resources made available

Source of Funds	Source	Resources Made Available	Amount Expended During Program Year
CDBG	CDBG	1,213,437.23	916,858.57
HOME	HOME	748,987.02	153,959.28
HOPWA	HOPWA		
ESG	ESG		
Other	Other		

Table 3 - Resources Made Available

Narrative

In PY2017 city resources included CDBG, HOME, and program income (PI). Other public and private service agencies also expended funds to local needs. Bryan’s program funds spent addressing needs are listed below and identified as **Amount Expended During Program Year**. CDBG resources made available include both carryover grant funds from previous year, PY2017 grant allocations, and PI generated during this reporting period. Likewise, HOME resources made available include both carryover grant funds from previous year, PY2017 grant allocations, and PI generated during this reporting period (**see more detailed Resources Made Available Table at the end of Section CR-15**) .

Local public and private agencies allocating funds include, but are not limited to: Brazos Valley Council of Governments (BVCOG); Brazos Valley Affordable Housing Corporation (BVAHC); Scotty’s House; Project Unity-Unity Partners; Brazos Valley Rehabilitation Center; Financial Fitness Center; Brazos Valley Coalition for the Homeless (BVCH); B/CS Habitat for Humanity; Brazos Valley Area Agency on Aging (BVAAA); Bryan Parks and Recreation Dept.; Brazos Valley Food Bank; BV Boys and Girls Club; Big Brothers, Big Sisters; United Way of the Brazos Valley; BV Council on Alcohol and Drug Abuse; Brazos County Veterans Services; Brazos Maternal and Child Health Clinic (Prenatal); BCS Veterans Administration Out-patient Clinic; Voices for Children; Twin City Mission – The Bridge; Room for Us All; MHMR Brazos Valley; Emanuel Baptist – Lighthouse Mission; Elder-Aid; No-Limits; Bryan Housing Authority; St. Vincent DePaul; Sexual Assault Resource Center; Salvation Army; Junction Five-O-Five; Hospice of Brazos Valley; Health for All, Inc.; Catholic Charities of Central Texas; Rebuilding Together; and Family Promise of BCS. See PSA Contract, Program Income, Spent Table below.

These, and other entities, expended additional funding to meet local needs. Consequently, CDBG and HOME funds were, in effect, leveraged by these additional resources. In example, the 5 PSA agency programs funded in this reporting period by the City of Bryan (underlined above), allocated approximately \$2,429,573 of additional non-CDBG funds to deliver those program services. These funds represent additional monies expended to serve the LMI and populations locally. A review of the total budgets for all local public and private services organizations would total millions of dollars of additional funding allocated to local housing and non-housing needs.

Bryan also contributes non-CDBG/HOME funds to services, including: infrastructure/public facility improvements, code enforcement, recreational activities/facilities, and economic enhancement programs. Approximately 3,835 code enforcement actions were undertaken using City of Bryan general revenue funding (non-CDBG/HOME) in this reporting period to address a variety of code issue, including: junk vehicles, weeds and grass, parking, signage, waste collection, graffiti, Zoning, and other nuisances. Additionally, other community enhancement activities, like area clean-ups and public education took place using non-federal funding. In example, The Big Event – the nation’s largest student led one-day service project, saw over 2,000 students undertake 2,400 painting, repair, clean-up and beautification projects in Bryan-College Station. Also, 17 demolitions of dilapidated, vacant structures were completed by the City (using non-federal, local funds,) to eliminate slum and blight influences and/or to provide additional affordable housing opportunities. Approximately 38 other dilapidated structures were repaired or demolished by owners, using private funds, in response to City of Bryan ordinances.

Identify the geographic distribution and location of investments

Target Area	Planned Percentage of Allocation	Actual Percentage of Allocation	Narrative Description
City Wide	100	100	All inclusive types within city limits.

Table 4 – Identify the geographic distribution and location of investments

Narrative

CDBG and HOME funds are distributed throughout the community based upon need. Because low-income, elderly, disabled and special needs homeowners and renters reside throughout the city, housing assistance is available citywide. While the City has not designated specific census tracts as targeted program areas, project accomplishment maps in this report demonstrate that the large majority of housing clients assisted reside in census tracts that are predominantly low-income areas. Current and potentially homeless persons also reside throughout the City making the need for shelter and housing a citywide activity.

Services provided for homeless populations are located to provide maximum accessibility. While Public Service Agencies qualify client incomes individually, their offices are generally located in or near lower-income neighborhoods, or public transit hubs, thereby ensuring access to clients. Public facilities and infrastructure are provided in areas where at least 51% of the population meets low and moderate-income guidelines or the specific clients are at least 51% low to moderate income eligible. Information on project locations is provided in the summary for each activity and also in map format within this report (see attachments).

Leveraging

Explain how federal funds leveraged additional resources (private, state and local funds), including a description of how matching requirements were satisfied, as well as how any publicly owned land or property located within the jurisdiction that were used to address the needs identified in the plan.

The majority of Bryan's CDBG and HOME funded activities leverage other private, and sometimes public funding. In this reporting period, \$121,230 in CDBG funds was allocated to local public service agencies for programs serving LMI clients. Approximately \$2,429,573 in other non-CDBG funds was leveraged by the agencies providing the services. Likewise, the city's Housing Assistance programs leverage other public and/or private funds whenever possible. In example, the Rehabilitation / Reconstruction program requires client financial participation through loans covering part of the construction costs. Participation in the program is voluntary, and loans are structured so as to ensure the ability for clients to afford the loan payments. Through these efforts, and since being designated an Entitlement Jurisdiction (CDBG) and a Participating Jurisdiction (HOME), the City has established a loan portfolio of loans that provide approximately \$78,249.42 in program income. An additional approximate \$1,314,800 in other resources was realized by the Down-payment Assistance program's leveraging of client purchase contributions and lender loan proceeds, and includes \$136,500 of TDHCA State of Texas *BootStrap* program funds. Also, approximately 11,915 Habitat for Humanity volunteer hours were logged by approximately 1,700 volunteers in the construction of 12 affordable housing units (10 in Bryan and 2 in College Station). As noted under Section CR15 above, a review of the total budgets for all local public and private services organizations would total millions of dollars of additional funding allocated to local housing and non-housing needs of local disadvantaged citizens.

HOME Matching Requirements

The City of Bryan had no HOME PY2017 match requirement.

When a local jurisdiction meets one of HUD's published distress criteria, it is determined to be in fiscal distress and receives a 50 percent reduction of HOME match requirements. If a local jurisdiction satisfies both of the distress criteria, it is determined to be in severe fiscal distress and receives a 100 percent reduction of match. ***In PY2017-18 the City of Bryan received a 100% reduction in its HOME match requirement*** due to meeting both of the HUD's distress criteria – (1) per capita income less than the national average of \$21,268 and (2) the percent of families in poverty being equal to or greater than the national average of 19.925%. Data to determine match waivers was calculated by the U.S Census Bureau's American Community Survey (ACS) and posted on the HUD EXCHANGE and published link as [FY 2017 HOME Match Reductions List](#). Bryan

met the first criteria listed above with the per capita income of \$21,159 (below the national average); and the second criteria with 24.8% of its population in poverty, higher than the 19.925% national average of households per capita in poverty.

Two buildable lots (719 Fairview and 1003 Hudson), valued at approximately \$16,620 by the local county appraisal office, were conveyed by the City to Elder-Aid, the city’s certified CHDO, which will construct two affordable senior rentals on the properties in PY2018.

Fiscal Year Summary – HOME Match	
1. Excess match from prior Federal fiscal year	0
2. Match contributed during current Federal fiscal year	0
3. Total match available for current Federal fiscal year (Line 1 plus Line 2)	0
4. Match liability for current Federal fiscal year	0
5. Excess match carried over to next Federal fiscal year (Line 3 minus Line 4)	0

Table 5 – Fiscal Year Summary - HOME Match Report

Match Contribution for the Federal Fiscal Year								
Project No. or Other ID	Date of Contribution	Cash (non-Federal sources)	Foregone Taxes, Fees, Charges	Appraised Land/Real Property	Required Infrastructure	Site Preparation, Construction Materials, Donated labor	Bond Financing	Total Match
Not Applicable	0	0	0	0	0	0	0	0

Table 6 – Match Contribution for the Federal Fiscal Year

HOME MBE/WBE report

Program Income – Enter the program amounts for the reporting period				
Balance on hand at begin-ning of reporting period \$	Amount received during reporting period \$	Total amount expended during reporting period \$	Amount expended for TBRA \$	Balance on hand at end of reporting period \$
0	78249.42	75,339.65	0	2,909.77

Table 7 – Program Income

Minority Business Enterprises and Women Business Enterprises – Indicate the number and dollar value of contracts for HOME projects completed during the reporting period						
	Total	Minority Business Enterprises				White Non-Hispanic
		Alaskan Native or American Indian	Asian or Pacific Islander	Black Non-Hispanic	Hispanic	
Contracts						
Dollar Amount	96,980	0	0	96,980	0	0
Number	1	0	0	1	0	0
Sub-Contracts						
Number	5	0	0	1	3	1
Dollar Amount	21,450	0	0	5,150	15,800	500
	Total	Women Business Enterprises	Male			
Contracts						
Dollar Amount	96,980	0	96,980			
Number	1	0	1			
Sub-Contracts						
Number	5	0	5			
Dollar Amount	21,450	0	21,450			

Table 8 - Minority Business and Women Business Enterprises

Minority Owners of Rental Property – Indicate the number of HOME assisted rental property owners and the total amount of HOME funds in these rental properties assisted						
	Total	Minority Property Owners				White Non-Hispanic
		Alaskan Native or American Indian	Asian or Pacific Islander	Black Non-Hispanic	Hispanic	
Number	0	0	0	0	0	0
Dollar Amount	0	0	0	0	0	0

Table 9 – Minority Owners of Rental Property

Relocation and Real Property Acquisition – Indicate the number of persons displaced, the cost of relocation payments, the number of parcels acquired, and the cost of acquisition						
Parcels Acquired		0	0			
Businesses Displaced		0	0			
Nonprofit Organizations Displaced		0	0			
Households Temporarily Relocated, not Displaced		0	0			
Households Displaced	Total	Minority Property Enterprises				White Non-Hispanic
		Alaskan Native or American Indian	Asian or Pacific Islander	Black Non-Hispanic	Hispanic	
Number	0	0	0	0	0	0
Cost	0	0	0	0	0	0

Table 10 – Relocation and Real Property Acquisition

Detail on Table 3

Identify the resources made available

Source of Funds	Source	Resources Made Available	Amount Expended During Program Year
CDBG	808,200 – 2017 Grant	23,442.81 – Program Income	916,858.57
		381,794.42 – Carry-over	
HOME	250,189 – 2017 Grant	<u>133,086.19</u> – Program Income	153,959.28
		<u>365,711.93</u> – Carry-over	

Table 3 - Resources Made Available - Detail

CR-20 - Affordable Housing 91.520(b)

Evaluation of the jurisdiction's progress in providing affordable housing, including the number and types of families served, the number of extremely low-income, low-income, moderate-income, and middle-income persons served.

	One-Year Goal	Actual
Number of Homeless households to be provided affordable housing units	0	0
Number of Non-Homeless households to be provided affordable housing units	34	27
Number of Special-Needs households to be provided affordable housing units	0	37
Total	34	64

Table 11 – Number of Households

	One-Year Goal	Actual
Number of households supported through Rental Assistance	0	0
Number of households supported through The Production of New Units	1	0
Number of households supported through Rehab of Existing Units	23	52
Number of households supported through Acquisition of Existing Units	10	12
Total	34	64

Table 12 – Number of Households Supported

Discuss the difference between goals and outcomes and problems encountered in meeting these goals.

Table 12, above, includes information for housing projects completed and closed in PY2017. The City made substantial progress in meeting its 2017 AAP goals. The City does not use CDBG grant funds for new construction. For PY2017, Bryan's Owner Occupied Housing Assistance Program projected the following: 20 Minor Repair project completions projected – 50 completed; 3 Major Rehabilitation/Reconstruction project completions projected – 2 completed; 10 Down-payment

Assistance project completions projected – 12 completed; 1 New Constuction project completion projected – none completed; 1,965 LMI clients projected to receive services by CDBG PSA programs – 1,901 assisted.

Other non-grant funded accomplishments include other affordable housing partners, specifically Habitat for Humanity, who reported 12 new affordable homes begun and/or completed (10 in Bryan and 2 in College Station) for first-time, LMI homebuyers, addressing the goal for additional affordable units built, as well as Habitat’s down-payment assistance (interest-free loans) to those buyers, which satisfies the goal of having at least 4 other, non-CDBG funded LMI homebuyers assisted in this program year.

Additionally, other non-CDBG funded accomplishments include for- and not-for-profit efforts on homeless, housing, and non-housing needs locally. Examples include homeless services offered by several agencies, to include: Twin City Mission, Salvation Army, Room for Us All, Emanuel Baptist - Lighthouse Mission, Brazos Valley Coalition for the Homeless, and Project Unity. Other non-CDBG funded services rendered include approximately 80 health and human services agencies that provided needed service using donations and other, non-federal foundation and grant funding. Likewise, several non-CDBG housing providers funded services for affordable and fair-housing opportunities, to include: Bryan Housing Authority, Elder-Aid, Habitat for Humanity, Brazos Valley Council of Governments (Sec-8 Housing vouchers), and the various local LIHTC rental properties.

As noted in Section CR-15, the City also contributes to needs using non-CDBG funds for other needs, to include: infrastructure/public facility improvements, often in LMI areas; code enforcement; recreational activities/facilities, and; economic programs. City-funded code enforcement resulted in 3,835 enforcement actions, 17 demolitions, and approximately 38 other structures repaired or removed by owners, using private funds in response to city ordinances.

Discuss how these outcomes will impact future annual action plans.

The outcomes produced by the City of Bryan’s CDBG and HOME funded programs validate needs, goals, and objectives identified in the city’s 2015-19 Consolidated Plan. The substantial progress made in meeting its 2017 AAP program goals allow the City to be on schedule in satisfying its established program outcomes. Specific CDBG and HOME funded annual housing and non-housing goals were achieved, or exceeded during PY2017. In the city’s upcoming 2018-19 Program Year, efforts will continue to ensure that annual program attainments match CP program accomplishments. Based on identified needs over recent years, local housing and non-housing program goals will continue to remain similar in terms of the type assistance needed by clients. Likewise, local public and private organizations and agencies will continue to deliver similar services, adjusted as needed, to satisfy the specific needs for subsequent program years.

Include the number of extremely low-income, low-income, and moderate-income persons served by each activity where information on income by family size is required to determine the eligibility of the activity.

Number of Households Served	CDBG Actual	HOME Actual
Extremely Low-income	16	0
Low-income	12	4
Moderate-income	27	5
Total	55	9

Table 13 – Number of Households Served

Narrative Information

Table 13, above, includes information for housing projects completed (Table 12) and in progress in PY2017. In its previous reporting period, the City of Bryan expended 97% of its CDBG funds for activities that benefit low- and moderate-income (LMI) persons, exceeding the 70% minimum standard for overall program benefits. Similarly, in this reporting period, 100% of the City’s non-administrative CDBG funds benefited LMI persons. All HOME activities PY2017-18 program expenditures were directed to and expended on affordable housing activities that benefited LMI persons.

While CDBG funding is often expended to benefit the lowest income persons, HOME funded housing assistance activities sometimes benefit slightly higher-income clients (low- to moderate-income) due to program constraints. In example, for income-eligible clients to utilize the city’s Down-payment Assistance Program for home purchases, they generally must earn near the maximum income allowed to be qualified and approved by mortgage lenders, and to meet other city underwriting requirements. This is particularly true in the local community where limited affordable single-family homes are available for purchase. For this reason, the City often partners with the local Habitat for Humanity affiliate by making the city’s Down-payment Assistance Program available. The combination of Habitat’s much more affordable homes, 0% interest loans, more flexible underwriting, and the City of Bryan’s down-payment assistance, make the dream of homeownership possible the lowest income clients.

CR-25 - Homeless and Other Special Needs 91.220(d, e); 91.320(d, e); 91.520(c)

Evaluate the jurisdiction's progress in meeting its specific objectives for reducing and ending homelessness through:

Reaching out to homeless persons (especially unsheltered persons) and assessing their individual needs

The City, a member of the Brazos Valley Coalition for the Homeless (BVCH), was an integral part of the Continuum-of-Care (CoC) process which is tasked with outreach to local homeless persons. Outreach is achieved through BVCH partners, and by **Twin City Mission (TCM)** Staff who partnered with coalition members on the Point-in-Time Count and in identifying needs for supportive services. The City works with a collaboration of agencies through BVCH to establish referral and outreach systems for homeless families to assist in more multi-level case management.

The City and other BVCH members made homeless services available through coalition and member websites continue identifying and providing supportive services and for homeless individuals (see additional CoC information in Attachment 4). Twin City Mission – the region's homeless shelter provider, TCM reached out to homeless persons and provided a variety of services to homeless, at-risk, and abused persons. *The Bridge* program provided emergency shelter and supportive services to assist homeless persons in becoming self-reliant. TCM also maintains a Coordinated Access System (CAS) to provide information and referrals to clients to allow them to access services from other area public service agencies. City of Bryan Community Development staff also completed environmental reviews in support of TCM's Continuum of Care (CoC) grant applications.

See following list of Brazos Valley Coalition for the Homeless membership:

**Brazos Valley Coalition for the Homeless
Regularly Attending Members**

Organization	Type of Organization
Twin City Mission (TCM)	Non-Profit
MHMR	Non-Profit
Brazos Valley Food Bank	Non-Profit
College Station PD	Government
Bryan PD	Government/City
City of Bryan Community Development	Government
DARS	Government
Health Point	Healthcare Network
BCS Habitat for Humanity	Non-Profit
Bryan ISD	School District
Impact Burleson County	Non-Profit
Rebuilding Together	Non-Profit
Project Unity	Non-Profit

Organization	Type of Organization
CSISD Early Head Start	School District
Bryan Housing Authority	Government
College Station Community Development	Government
Brazos Valley Affordable Housing	Non-Profit
Single Moms Created 4 Change	Non-Profit
Brazos County Health Department	Government
BV Center for Independent Living	Non-Profit
College Station Independent School District	School District
BVCOG	Government
Catholic Charities	Non-Profit
Family Promise	Non-profit
United Way 211	Non-Profit
Texas Veterans Commission	Government

Addressing the emergency shelter and transitional housing needs of homeless persons

For many years the City of Bryan has supported Twin City Mission (TCM) – the region’s homeless shelter provider. TCM provides a variety of emergency services to homeless, at-risk, and abused persons. *The Bridge* program provides emergency shelter and supportive services to assist homeless persons in becoming self-reliant. TCM also maintains a Coordinated Access System (CAS) to provide information and referrals to clients to allow them to access services from other area public service agencies. *Family Promise*, also an emergency shelter provider, assists in housing placement of homeless clients. The cities of Bryan and College Station as well as many local churches support *Family Promise*, an agency providing shelter, counseling, and referral assistance to homeless families with children. During this reporting period, Family Promise served 132 clients in their recently acquired permanent facility, thereby enhancing their ability to serve local homeless families.

Through *The Bridge*, Twin City Mission provides a variety of services to individuals meeting the definition of Chronically Homeless Persons. In addition to basic necessities, *The Bridge* provided help securing, life skills, transportation, referral to medical services and other supportive services in PY2017. *The Bridge* also refers potential applicants for rental assistance and case management. In PY2017 *The Bridge* provided services to 698 clients. TCM also partnered with a local for-profit developer through a LIHTC for the HAVEN, a 24-unit housing apartment complex for previously homeless. TCM Housing Services provided rental assistance for individuals and families in PY2017.

The Emmanuel Lighthouse Mission (ELM), operated by the Emmanuel Baptist Church in Bryan, operates a transitional housing shelter for homeless single women. The ELM facility provides a safe environment for women seeking to break free from substance abuse and other harmful addictions. The shelter also serves as a transitional housing facility for women being discharged from prison. Women may stay at the shelter for up to one year, and occasionally longer when warranted. ELM serves approximately 15 women annually.

Project Unity received contracts from Brazos Valley Council of Governments HIV/AIDS services, which funded case management for clients who are HIV/AIDS positive (Ryan White Foundation - \$288,345; Texas Department of State Health Services - \$210,655; HOPWA program funds - \$74,794; and other private funds) and provided long-term assistance in the form of rental subsidies and short-term help with payment of utilities and rental deposits. Through these and other agency programs, Project Unity staff provided case management services and HOPWA assistance to HIV/AIDS clients in this reporting period. Project Unity provided direct HOPWA services to 15 clients in PY2017.

Helping low-income individuals and families avoid becoming homeless, especially extremely low-income individuals and families and those who are: likely to become homeless after being discharged from publicly funded institutions and systems of care (such as health care facilities, mental health facilities, foster care and other youth facilities, and corrections programs and institutions); and, receiving assistance from public or private agencies that address housing, health, social services, employment, education, or youth needs

The City of Bryan is a member of BVCH and involved in the CoC process and participated in outreach to local homeless persons. BVCH also collaborates with area agencies through the Community Partnership Board (over 80 members) to establish referral and outreach systems for homeless persons. The Coalitions coordinates with local partners on services and resources and also coordinates with local foster care, healthcare, mental healthcare, and correctional facilities regarding discharge policies to ensure clients are not discharged into homelessness (see additional CoC information in Attachment 4).

As noted above, **The Emmanuel Lighthouse Mission (ELM)** provides a safe environment for women seeking to break free from substance abuse and other harmful addictions and serves as a transitional housing facility for women being discharged from prison. Women may stay at the shelter for up to one

year, and occasionally longer when warranted. This program serves approximately 15 clients annually.

In 2017, United Way of the Brazos Valley continued the **Financial Stability Innovation Fund**. This program, funded by UWBV and **Bank on Brazos Valley (BOBV)** is a funding opportunity for Brazos Valley organizations to receive grant funding and financial education training to provide financial education to current clients. The program is a partnership with seven nonprofit and government organizations working directly with low-to-moderate income clients. These organizations participate in monthly training sessions on financial education topics including budgeting, retirement planning, and credit usage.

As noted above, TCM's *Youth & Family Services* provided referrals to other programs through its *STAR* (Services to At-Risk Youth) program. *STAR* served 974 clients in this reporting period. Finally, in this reporting period, *Phoebe's Home*, a component of TCM's *Domestic Violence Services* program, served 122 women, 112 children, and 2 men in need of emergency shelter or non-residential counseling assistance. Services were provided to 428 non-resident women, children and men and TCM processed an additional 240 Lethality Assessment Program assessment calls. TCM's support services provide donated clothing and furniture to Transitions project participants as they move into housing units. Support Services recycles thousands of pounds of materials annually and volunteers provide hundreds of hours of assistance to these efforts. Support Services recycled 657,609 pounds of materials and utilized 920 volunteer hours during this reporting period. TCM partnered with a local for-profit developer through a LIHTC for the HAVEN, a 24-unit permanent housing apartment complex for previously homeless.

Helping homeless persons (especially chronically homeless individuals and families, families with children, veterans and their families, and unaccompanied youth) make the transition to permanent housing and independent living, including shortening the period of time that individuals and families experience homelessness, facilitating access for homeless individuals and families to affordable housing units, and preventing individuals and families who were recently homeless from becoming homeless again

TCM's *The Bridge* provided emergency shelter and supportive services to help homeless persons become self-reliant. TCM also maintains a Coordinated Access System (CAS) to provide information /referrals to clients to allow them to access services from other public service agencies. In addition, *The Bridge* assisted with life skills, transportation, referral to medical services and other supportive services and also refers applicants for rental assistance and case management. Additionally, the Brazos County Veteran Service Office is available to assist local homeless veterans in identifying and applying for VA assistance. This office meets with and/or serves approximately 250 local veterans monthly. (See City of Bryan/BVCH/CoC involvement information in Attachment 4 regarding offices and agencies that provided homeless services).

TCM's *Youth & Family Services* provided referrals to other programs through its *STAR* (Services to At-Risk Youth) program. *STAR* provides free counseling, summer camp, and child abuse prevention services to at-

risk youth, up to age 17, and their families and served 974 clients in this reporting period. Additional *STAR* services are the *Universal Child Abuse Prevention (UCAP)* training and parenting classes. Finally, in this reporting period, *Phoebe's Home*, a component of TCM's *Domestic Violence Services* program, served 122 women, 112 children, and 2 men in need of emergency shelter or non-residential counseling assistance. Services were provided to 428 non-resident women, children and men. An additional 240 LAP Lethality Assessment Calls were received and processed by TCM.

TCM provides donated clothing and furniture to *Transitions* project participants as they move into housing units. With the help of volunteers, TCM recycles thousands of pounds of donations annually. In this reporting period, 657,609 pounds of donated items were processed and 920 volunteer hours were logged to benefit TCM clients. TCM partnered with a local for-profit developer through a LIHTC for the HAVEN, a 24-unit permanent housing apartment complex for previously homeless.

Room for Us All, Inc., is a local non-profit homeless assistance provider offering supportive services to homeless populations. Assistance is available for a variety of needs, to include: clothing, transportation, food, furniture/household items, resume building, job searching and counseling needs. *Room for Us All* also extends services to families and children during holidays and is often contacted by clients through "word-of-mouth" references. This ministry serves approximately 40 clients annually that are either homeless or at risk of homelessness.

CR-30 - Public Housing 91.220(h); 91.320(j)

Actions taken to address the needs of public housing

Bryan Housing Authority

While no CDBG or HOME funds were allocated to the local public housing authority, the Bryan Housing Authority (BHA), continued improvements to its 300 duplex and townhome style subsidized rental units. A variety of support services were made available to the residents to promote a healthy affordable living environment for all tenants, young and old. BHA reported an occupancy of approximately 97% with elderly/disabled residents representing between 12-14% of the resident population. Additionally, Section 8, Housing Choice Voucher (HCV) Program assistance was provided by the Brazos Valley Council of Governments (BVCOG) - the regional administrator of the HCV program.

In previous program years, BHA was awarded a ROSS-Service Coordinator Grant funding which continued to provide funds during this program year for improved units and services. Another ROSS grant allocation was available to the BHA during PY2017 as earlier allocations were exhausted. BHA continues previously reported renovations of units and is finalizing major roof replacement project on 61 BHA properties, updating of air-conditioning systems (being completed in phases), tub replacements for the Jordan Loop units, and other interior and exterior repairs. The City will continue to provide technical assistance to BHA and meet with BHA management at least once annually.

Housing Voucher Program

The Brazos Valley Council of Governments (BVCOG), the regional administrator of Housing Choice Vouchers (HCV), reported approximately 19,625 vouchers (1,536 in Bryan) out of a possible 22,824 housing vouchers during PY2017. The current cost per unit is estimated at \$520. BVCOG has spent 102% of available funding from HUD for PY2018. BVCOG was able to use part of its Housing Assistance Payment reserves to assist all 19,625 vouchers. BVCOG reports an estimated 5-year waiting period for applicants who do not qualify for a priority-preference. Families with a local-priority preference have a waiting period of 6 months. BVCOG's HCV Program has the tenth largest Family Self-Sufficiency (FSS) Programs in the nation and the third largest in the state of Texas. Locally, over 15% of all HUD-assisted families are working toward independence from government assistance. BVCOG reports that 20 new HUD-assisted families graduated off of public assistance through the FSS Program. Once participants have graduated, they often use their escrow savings to acquire needed assets like a home, additional education, and/or a vehicle. Through multiple partnerships with several agencies, the program offers resume writing, job search, job readiness, and financial fitness counselling. This involves group classes on job interviews, dressing for success, and banking and investing. Family Self-Sufficiency participants also go through individual counselling regarding developing a budget, creating and maintaining a savings account, as well as credit repair.

Actions taken to encourage public housing residents to become more involved in management and participate in homeownership

Bryan Housing Authority (BHA) residents are invited to participate in BHA management efforts and to contribute to decisions related to property and program issues. Key residents are consulted with in determining resident wants and needs related to unit improvements and program enhancements. The City understands that local support for public housing is essential, requiring responsibility and accountability to ensure success.

BHA provides a variety of services to residents, to include: homeownership training, parenting Skills, dropout prevention, domestic violence and substance abuse prevention, health fairs and healthcare assistance, pregnancy outreach, budgeting, GED and higher education assistance, youth leadership development and computer classes. BHA is also initiating character building sessions during the summer for neighborhood youth, and fitness program for adults. BHA is currently working to initiate a neighbor association. BHA also hosts a bi-weekly food bank service for BHA residents and other non-BHA residents.

Additional services available include: Safe-Sitter training, Hero's for Health, and a partnership with Save-our-Streets (SOS) gang-prevention program called "On-Location". BHA also hosts a "Back-to-School Blitz" and participates in National Night Out events. BHA hosts 4H clubs and BHA cooking and robotics competitions for BHA youth. *Bank-on-Brazos Valley* (BOBV) events which provide financial literacy training are also available to BHA residents. BOBV provides financial education through workshops, training sessions, and one-on-one counseling. These financial literacy skills are critical to LMI persons hoping to achieve homeownership.

In terms of homeownership opportunities, and noted in the city's 2015-19 Consolidated Plan, the BHA also makes financial literacy training available to BHA residents. Likewise, various local public and private agencies have budgeting, financial literacy, and home ownership programs and training opportunities for those BHA residents aspiring to become homeowners. As note in the city's last end-of-year report, one of the City's Downpayment Assistance Program (DPA) applicants was a previous BHA tenant who, through education and assistance from the City of Bryan's DPA program, was able to become a homeowner.

Likewise the City, through its efforts with the Brazos County Housing Coalition and through the CPB (Community Partnership Board) agencies, financial literacy, affordable housing, and homeowner training and opportunities are being made available to the local low- and moderate- income community, to include BHA residents.

Actions taken to provide assistance to troubled PHAs

The Bryan Housing Authority (BHA) is not designated as "troubled" under 24 CFR 902. BHA is currently designated as a "High-Performing" public housing authority.

CR-35 - Other Actions 91.220(j)-(k); 91.320(i)-(j)

Actions taken to remove or ameliorate the negative effects of public policies that serve as barriers to affordable housing such as land use controls, tax policies affecting land, zoning ordinances, building codes, fees and charges, growth limitations, and policies affecting the return on residential investment. 91.220 (j); 91.320 (i)

In reviewing its own policies, the Jurisdiction has found no city-created barriers to affordable housing. While development regulations protect the safety and welfare of the public, a balance must be established between societal and environmental goals and housing affordability. Efforts continued locally to encourage development and preservation of affordable housing. Affordable undeveloped property, along with rising construction material and labor costs, were the main hindrance to development of affordable housing locally. Additionally, clouded or fragmented title to property often renders otherwise potential affordable housing developments infeasible. City staff worked regularly with property owners, taxing entities, for- and not-for profit developers (i.e. Habitat and CHDOs) and city departments on strategies to facilitate and expedite new affordable housing locally.

In Bryan, construction of new housing or renovation of existing housing is inexpensive in terms of development and inspection fees, meaning that costs do not inhibit development of affordable units. Development standards facilitate the development of both market and affordable residential units. In PY2017, the city avoided duplication between local jurisdictions and ordinances by having ordinances enforced solely by the city so as to reduce costs. Additionally, zoning allows for minimally sized lots which accommodate development of affordable housing.

Building fees are generally less than recommendations by national associations. In PY2017, Bryan used a single fee based on square footage and valuation with one permit cost. Further, fees for city-sponsored affordable housing projects were waived for non-profit developers, and city liens were waived for nonprofit developers acquiring property which has outstanding liens for code enforcement actions such as mowing and demolition. Development expenses were also minimal in terms of housing construction and renovation costs.

Finally, the City maintains an inter-department group - Bryan's Infill Housing Committee - that identifies obstacles and explores ways to enhance local development, including infill housing, infrastructure, demolition, and other affordable housing initiatives. City CDS staff provided several infill presentations regarding housing needs, primarily in older neighborhoods, to other city boards / committees, including Planning and Zoning, Bryan Business Council, and the Community Development Advisory Committee.

Actions taken to address obstacles to meeting underserved needs. 91.220(k); 91.320(j)

An ongoing obstacle is lack of funds. Accordingly, the City has, over the years, created a portfolio of loans from past housing activities that now provide additional income for housing activities. In PY, the loan portfolio generated over \$100,000 in additional funding available for affordable housing efforts.

Additionally, in an effort to ensure coordination of services and leveraging of resources, the City collaborates with local partners to ensure effective delivery of services. The Community Partnership Board (over 80 service agencies), met regularly in PY2017 to ensure cross-agency communication and to eliminate duplication in services. The City assisted partners in finding funding and preparing applications. Likewise, the local Homeless Coalition brought together CoC providers to leverage capacity and funds. As the CoC Committee Chair, City staff reviewed the BVCH's CoC applications and provided technical assistance on various grants, including HUD Rapid Rehousing, Supportive Housing/Transitions and HMIS Expansion. Bryan also provided technical assistance and annual consistency review for BHA, as well as environmental review for BHA's funding. Other than PY2017 PSA funded agencies, collaboration efforts included:

United Way - *Community Impact Grants* – 22 nonprofits were awarded \$325,000 to address UWBV *Bold Goals* and *2020 Strategic Plan*; the *State Employee Campaign* raised -\$568,000 for various local agencies programs meeting local needs; in PY2017, *2-1-1 Texas* received 10,908 calls from Brazos County citizens needing information and referral assistance. The *Financial Stability Innovation Fund* is a partnership with four nonprofit and government organizations working directly with low-to-moderate income clients to provide training on financial education topics including budgeting, retirement planning, and credit usage.

MHMR of the Brazos Valley served 8,180 persons and utilized 1,167 hours of volunteer time during this reporting period. Clients received supportive services including residential services, case management, supported employment, intake/diagnosis, Day Rehabilitation, emergency services, medication clinic, assertive community treatment, respite care, jail diversion, and a specialized case management program under the auspices of the Texas Correctional Office on Offenders with Medical or Mental Impairments. Using CDBG funds from College Station, MHMR funded eligible operating expenses for the Mary Lake Peer Support Center: a site-based, client-driven program providing peer support, self-advocacy, education, weekly outings, and community socialization for clients. The model promotes recovery from mental illness. The program served sixty-three (63) unduplicated low-income clients in PY2017.

Brazos Valley Rehabilitation Center - Counseling and Case Management - served 219 unduplicated clients providing a variety of services, to include: Medicaid, SNAP, and TANF as well as transportation, and clinical emotional support.

Brazos Valley Community Action Programs - Meals on Wheels- 980 clients received 131,659 meals; Head Start and Early Head Start- 534 clients served; Utility Assistance- 9,844 clients; Women, Infant and Children Program- approximately 7,350 monthly caseload; Weatherization- 43 housing units weatherized; CSBG Case Management- 56 of 214 enrolled clients transitioned out of poverty, 2,177 clients stabilized, to include some Hurricane Harvey impacted clients.

The Brazos Valley Council on Alcohol and Substance Abuse (BVCASA) provides prevention, intervention and treatment services locally and is the only provider of substance abuse services to low-income persons in the region. BVCASA is primarily funded by the Texas Health and Human Services Commission (HHSC), the Texas Department of State Health Services (DSHS), and the Texas Department of Criminal Justice

(TDCJ). In 2017-18: prevention programs education was provided to 1,100 middle and high school youth; Safe and drug-free alternative activities served 3,892 youth and 2,017 adults; prevention literature was provided to 6,916 youth and 2,957 adults, and; 11,149 youth and 4,099 adults attended educational presentations Information was provided to 1,500 college students on the dangers of binge drinking, marijuana use, and prescription drug abuse. Numerous health fairs and town hall meetings were held on the dangers of alcohol, opioid and methamphetamine use. A pregnant/postpartum intervention program served 139 adolescent/adult women at high risk for substance abuse. Supportive Outpatient Continuum of Care (SOCC) services, a transitional treatment center in Bryan and Brenham served 254 persons. BVCASA also provides residential treatment in Bryan for persons completing the in-prison Substance Abuse Felony Punishment Program. The Transitional Treatment Center (TTC) program provides up to 158 beds for females and 30 beds for males. In FY 2018, a total of 961 persons were served through this program.

Brazos Valley Food Bank – Annually, BVFB processes approximately 7 million pounds of food using approximately \$2.4 million in funding, and volunteers providing over 12,000 service hours to bring the region closer to being hunger-free. In BVFB’s most recent reporting period (July 1, 2017 - June 30, 2018) 6,680,420 pounds of food were distributed to 46,013 persons through 37 partner agencies and 40 partnering elementary schools using the *BackPack Program*. Additional programs include: 7 on campus *School Food Pantries* for older students; *Senior Bags* – food filled bags for low-income seniors; 2 monthly *Mobile Food Pantries* for rural areas, and *Screen & Intervene* services in health settings to identify patients dealing with hunger.

Junction Five-0-Five serves developmentally disabled clients by providing counseling, work skills, and job coaching to help clients gain employment. In this reporting period the agency served 148 clients and had an average of 111 volunteers monthly assisting Junction Five-0-Five clients and staff.

Brazos Valley Center for Independent living (BVCIL), a non-profit agency providing a variety of services to disabled person, to include information and referrals, social services, transportation, and life skill assistance.

Elder-Aid, a local agency providing both housing and non-housing services to local elderly clients. Program assistance includes: Affordable housing; health and wellness services; funding for basic needs; emergency financial assistance; home repairs; medical transportation; yard/lawn maintenance; housekeeping assistance; “Phone Buddy” assistance, and; referral assistance to other services. In this reporting period, 151 volunteers logged approximately 2,769 hours to assist Elder-Aid clients.

Actions taken to reduce lead-based paint hazards. 91.220(k); 91.320(j)

Bryan has emphasized lead-based paint (LBP) counseling and awareness in all its programs. All Down Payment and Closing Cost assistance for pre-1978 properties in the first-time homebuyer program requires LBP counseling as well as testing and remediation.

The City also maintains a continued focus on the hazards of lead-based paint and the need for lead-based paint testing and appropriate remediation actions on housing rehabilitation projects. Additionally, the City continues to work with public service agencies caring for or providing services to families with children to reduce lead-based hazards in the community. Based on the latest available data (2016 data from the Texas Department of State Health Services), 10 out of 1,645 Bryan children under the age of 15 years of age tested for elevated blood lead levels were found to have elevated levels (≥ 10 micrograms per deciliter), as shown in the attached chart. Note that Texas Department of State Health Services has recently begun reporting for both ≥ 5 and ≥ 10 micrograms per deciliter, however the following table uses the later range to allow comparison of data with previous reports which only used the ≥ 10 micrograms per deciliter range.

The following strategies related to the City’s Community Development programs are ongoing:

- Provide public information and education regarding lead-based paint.
- Integrate lead hazard evaluation and reduction activities into all housing activities.
- Provide training and certification opportunities for Community Development staff to manage lead-based paint impacted projects.

Zip Codes	Children Tested	Children Elevated
77801	312	<5
77802	251	<5
77803	741	5
77805	20	0
77806	10	<5
77807	167	0
77808	134	<5
77842	0	0
Total	1,635	10

Source: Texas Dept. of State Health Services – Childhood Lead Poisoning Program (2016 Data)

Texas Childhood Lead Poisoning Data

Actions taken to reduce the number of poverty-level families. 91.220(k); 91.320(j)

The City’s anti-poverty strategy includes the following components: Expand the inventory of safe, decent, affordable dwellings available to low-income residents; Fund public service activities that enhance quality of life and encourage self-sufficiency for low-income residents; Create jobs for low-income residents by

providing technical assistance to businesses creating jobs targeting low-income persons, with an emphasis on living wage jobs, and; Fund activities allowing children to develop their maximum potential and leave the poverty environment. Additionally, Bank-on-Brazos Valley coordinates financial literacy programs for youth and families, as well as financial management targeting low- and moderate-income households.

Efforts to reduce poverty directly link to housing and non-housing efforts. Affordable, accessible, safe and efficient housing is important for financial stability and promotes self-reliance. Similarly, non-housing efforts provide the support necessary for LMI persons to develop self-sufficiency and avoid poverty or, if already at poverty levels, transition out of poverty. The City regularly provides the maximum public service agency allocation allowed, thereby making services available to address poverty, and its related issues. In PY2017, the City allocated and/or disbursed CDBG and HOME funds for the following (details on fund amounts and persons served found under CR-05):

CDBG

Homeowner Housing Assistance: Major rehabilitation/reconstruction, minor repair, handicap accessibility, and homebuyer assistance.

Public Service Agency Funding: Bryan Parks and Recreation - Summer Camp Program; Family Promise - Family Support Services Program; Twin City Mission - The Bridge Case Management Assistance Program, Catholic Charities of Central Texas - Financial Stability Program; and Brazos Valley Rehabilitation Center - Counseling and Case Management Program.

HOME

Home Owner Housing Assistance: Major rehabilitation/reconstruction, homebuyer assistance.

Down Payment Assistance/Acquisition: Down-payment assistance.

Community Housing Development Organizations (CHDO): Affordable housing development.

As noted elsewhere in this report, many other local housing and non-housing agencies provide services using non-CDBG/HOME funds. These entities are familiar with the City's CP goals and often coordinate efforts with partner agencies using HUD formula grants. For example, the local Community Partnership Board, representing approximately 80 agencies, helps identify, prioritize and deliver needed services locally. As reported in this report, other charitable housing providers, for-profit developers, state funded agencies, and subsidized housing developers also contribute to poverty reducing efforts locally.

Actions taken to develop institutional structure. 91.220(k); 91.320(j)

The City of Bryan coordinates and administers the affordable housing, supportive housing, homeless, and non-housing community development strategies through its Community Development Services

Department. The department acts as a liaison with community groups, public institutions, non-profit organizations, and private industry to share information, identify resources and opportunities, and coordinate activities when possible.

Multiple local organizations aid in this coordination, to include: the Community Partnership Board; United Way of the Brazos Valley; Brazos Valley Council of Governments; Brazos County Housing Coalition; Brazos Valley Food Bank; Texas A&M University System; Blinn College; Economic Development Council; Research Valley Small Business Development Center; Bryan-College Station Community Health Center; Brazos Valley Health Partnership; the Brazos Valley Affordable Housing Corporation; the Brazos Valley Coalition for the Homeless; Twin City Mission; Family Promise; Bryan-College Station Chamber of Commerce; Bryan-College Station Habitat for Humanity; Information and Referral Advisory Board; Bryan Housing Authority; Community Development Advisory Committee, Bank-on-Brazos Valley; Financial Fitness Center; Brazos Center on Independent Living; Brazos Valley Aging and Disability Resource Center; and the Bryan-College Station Joint Relief Funding Review Committee.

Staff will continue to participate in these organizations as well as cooperate with and provide individual technical assistance to others.

Actions taken to enhance coordination between public and private housing and social service agencies. 91.220(k); 91.320(j)

The Community Development Services Department of the City of Bryan is the lead agency for the 5-Year Consolidated Plan and all subsequent Annual Action Plans. City staff worked closely with all housing and non-housing recipients of funds through the 2017-18 Annual Action Plan to achieve the stated goals. As noted elsewhere in this report, many other non-CDBG/HOME organizations are also collaborated with to ensure efficient allocation of resources and to avoid program overlap and duplication of services. Following are PY2017 efforts and collaborations had between the City of Bryan and its local partners:

Housing Agencies: City staff coordinated efforts with the Bryan Housing Authority, Brazos Valley Development Council, City of College Station, Texas Department of Housing and Community Affairs, U.S. Dept. of Housing and Urban Development, Brazos Valley Community Action Programs, Brazos Valley Council of Governments (Section 8 Housing Voucher Program), Mental Health and Mental Retardation of Brazos Valley, Bryan-College Station Habitat for Humanity, the Brazos Valley Affordable Housing Corporation, local certified CHDOs, the newly formed Brazos County Housing Coalition, and other public and private housing entities to enhance program delivery of decent, safe, efficient, and affordable housing.

Social Service Coordination: Bryan and College Station, Texas, both entitlement communities, jointly operated the Joint Relief Funding Review Committee whose task it was to review all CDBG public service

funding applications for the two cities and provide the respective city councils with recommendations for use of the funds. This activity eliminates duplicated requests and provides a quality review of needs and resources for the larger Bryan-College Station community. In this reporting period the cities jointly held multiple public meetings, perform numerous site visits, and held several public hearings to ensure appropriate funding of local public service agency programs. Staff also coordinated with CHI St. Joseph's Hospital and its Client Tracker (software) to better coordinate services and resources for housing and social services needs.

Three CDBG application workshops (2 pre-proposal and 1 post-award) were held for non-profit agency staff and several workshops for CDBG recipient's Board of Directors members during Board meetings throughout the year. Staff worked with the Community Partnership Board, a coalition of area non-profits to reduce duplication of services and provide better coordination of services in the area. Staff served on several committees that have been established to provide information and referral access, education, training and fundraising for area non-profits. Staff also assisted Project Unity and other organizations in grant proposals. Staff, as part of the Information and Referral (I&R) Committee, provided technical support to United Way, including several group meetings, and other pertinent agencies that provide I&R; including many city departments.

Public Housing: The City of Bryan appoints the board for the Bryan Housing Authority (BHA). City of Bryan representatives meet regularly with BHA staff to discuss operating procedures, concerns of residents, and to outline ways the City can provide additional technical assistance. The City, through Bank-on-Brazos Valley coordinates financial literacy training and education to BHA residents. The City also provides a plan consistency review for BHA grant applications and annual budget reviews.

Identify actions taken to overcome the effects of any impediments identified in the jurisdictions analysis of impediments to fair housing choice. 91.520(a)

To affirmatively further fair housing, Bryan has adopted a Fair Housing Ordinance under Chapter 58, Article II of the city's Code of Ordinances and conducts an Analysis of Impediments to Fair Housing Choice update every five years to coincide with the Consolidated Plan (CP) process. During development of the 2015-19 CP, and to satisfy to satisfy recommendations outlined in the city's 2017 AAP and its Fair Housing Narrative Statement (FHNS), the City took the following actions (**also see FHEO Activity Table following**):

- Fair Housing educational and outreach activities through public service announcements to ensure a greater distribution of bilingual materials. Source of Funds: CDBG – Administrative and City of Bryan Public Communication General Funds.
- Rehabilitation and reconstruction programs and worked to identify areas where the City's Capital Improvements funding could be leveraged with federal funds. Source of Funds: CDBG – Administrative and project funds.
- Marketed housing rehabilitation and reconstruction programs. Source of Funds: CDBG –

Administrative funds, and City of Bryan Public Communication General Funds.

- Reviewed/ valued advertising for housing providers, lenders, and insurers and provided. Source of Funds: CDBG – Administrative funds.
- Fair housing educational and outreach activities targeted toward housing providers, lenders, and insurers. Source of Funds: CDBG – Administrative funds.
- Monitor development activity such as rezoning applications, building permits, and Housing Tax Credit applications. Source of Funds: CDBG – Administrative funds.
- Monitor case law in relation to this zoning classification. Source of Funds: CDBG – Administrative funds.
- Monitor proposed changes to City ordinances regarding conflict with fair housing laws. Source of Funds: CDBG – Administrative funds.
- Monitor Mortgage Disclosures rules on affordable housing issues. Source of Funds: CDBG – Administrative funds.
- Counseled minority Down Payment Assistance applicants regarding credit education and submission of loan applications. Administrative funds, and HOME housing project funds (Down Payment Assistance).
- Promoted Homebuyer Counseling to minority applicants. Source of Funds: CDBG – Administrative funds.
- Engaged mortgage lenders through committees such as the City’s Brazos Valley Bank on It program to promote lending to minority applicants. Source of Funds: CDBG – City General funds / Special Project funds.

CDBG funding of Fair Housing activities by others

The City of Bryan accepts applications for CDBG funding from eligible public service agencies, including agencies working to further fair housing.

In-kind contributions in support of Fair Housing

The following are in-kind contributions in support of fair housing provided by the City of Bryan (also see following chart):

- Webpage link to U.S. Department of HUD fair housing information.
- Participation in the Homebuyer Education Coalition.
- Display of the Fair Housing Poster prominently in office, on reports, and on promotional materials.
- Technical assistance to public and private affordable housing advocates and agencies.
- Utilization of Affirmative Marketing Policies in program efforts and in non-city partnerships.
- Staff encouragement of lender use of non-traditional client loan qualifying and loan products..
- City provided bi-lingual staff in to assist applicants and in marketing efforts.

FHEO Activity Table – 2017 CAPER

DATE	OUTREACH EFFORT / EVENT	AVAILABLE TO:	MEDIA or VENUE
9/19/2017	Interfaith Clergy Affordable & Fair Housing Presentation	Local Clergy	Covenant Presbyterian Church
2/22/2018	Public Notice Legal Ad Referencing FHEO Info	Public	Bryan-College Station Eagle Newspaper
2/28/2018	Public Service Announcement via Community Partnership Board (CPB) Referencing FHEO Info	CPB Agencies	CPB Meeting and email communications
March 2018	Online Survey Providing Info on CD Programs and Fair Housing	Public	https://www.surveymonkey.com/r/BryanCD2018
Feb. – Mar. 2018	Television & City Website Public Service Announcements – English Referencing FHEO Info	Public	https://www.bryantx.gov/channel16/
Feb. – Mar. 2018	Television & City Website Public Service Announcements – Spanish Referencing FHEO	Public	https://www.bryantx.gov/channel16/
Feb. – Mar. 2018	YouTube Public Service Announcement – English Referencing FHEO Info	Public	https://www.youtube.com/watch?v=tXoKdt6s5do
Feb. – Mar. 2018	YouTube Public Service Announcement – Spanish Referencing FHEO Info	Public	https://www.youtube.com/watch?v=aQld28irD-E
Feb. – Mar. 2018	Public Service Announcement through Texas-211 Referencing FHEO Info	Texas-211 Subscribers	Texas-211 Network and email subscribers
2/28/2018	Public Service Announcement through Community Partnership Board (CPB) Referencing FHEO Info	CPB Agencies	CPB Network and email subscribers
3/8/2018	CDAC Public Hearing on Fair Housing and Affirmative Marketing	Public	Bryan Municipal Building
4/6/2018	CD Week Celebration & CDBG/HOME Programs & Fair Housing Info	Developers and Contractors	Bryan Municipal Building
6/12/2018	Public Notice Legal Ad Referencing FHEO Info	Public	Bryan-College Station Eagle Newspaper
June 2018	YouTube / Television PSA (English & Spanish) Outreach for Public Hearings & FHEO Info	Public	https://www.youtube.com/watch?v=5LTUhnHFxoU https://www.youtube.com/watch?v=FTrxGnrX3Q0
June 2018	PSA Notices to Texas-211 and Community Partnership Board for agency notification	Public	Texas-211 and Community Partnership Board
6/28/2018	CDAC Public Hearing on Fair Housing and Affirmative Marketing	Public	Bryan Municipal Building
7/10/2018	City Council Regular Meeting 2018 AAP including FHEO Info	Public	Bryan Municipal Building
8/2/2018	Planning & Zoning Sub-committee on Manufactured Housing – Disparate Impact	Staff	Bryan Municipal Building
9/6/2018	Planning & Zoning Sub-committee on Manufactured Housing – Disparate Impact	Staff	Bryan Municipal Building

CR-40 - Monitoring 91.220 and 91.230

Describe the standards and procedures used to monitor activities carried out in furtherance of the plan and used to ensure long-term compliance with requirements of the programs involved, including minority business outreach and the comprehensive planning requirements

The City of Bryan's Community Development Services Department continuously monitors programs and activities to ensure compliance with city/state/federal regulations and policies. Monitoring focuses on the following areas - financial, environmental, and programmatic. In previous program years, the City revised policies and procedures to address these requirements, including revised completion project dates, extension policies, tracking system process to ensure compliance of the four year completion date, timely draw process, technical assistance policy for property conversion (owner occupied to rental), CHDO capacity to provide evidence of development experience, underwriter review, developer capacity assessment, and neighborhood market conditions policies/procedures. City monitoring efforts focus on the following areas: Sub-recipient Monitoring; Section 3 Compliance; Labor Standards, and; Anti-displacement and Relocation Compliance.

For a detail outline of City monitoring policies, see "[Program Monitoring Standards and Procedures](#)" listed in the Attachments section of the 2017 Consolidated Annual Performance and Evaluation Report.

Citizen Participation Plan 91.105(d); 91.115(d)

Describe the efforts to provide citizens with reasonable notice and an opportunity to comment on performance reports.

The public comment period for the 2017 Consolidated Annual Performance and Evaluation Report (CAPER) was announced by a public notice in the *Bryan/ College Station Eagle* on December 3, 2018 (see notice and affidavit of publication in Attachment 5). The fifteen-day public comment period began on December 4, 2018 and lasted through December 18, 2018, during which a copy of the 2017 CAPER was made available for review at the City of Bryan's Community Development Services Office, 405 W. 28th Street in Bryan during regular office hours of 8:00 A.M. - 5:00 P.M. Copies were also available during regular office hours of 8:00 A.M. - 5:00 P.M at the City of Bryan's City Secretary's Office, 300 S. Texas Ave. in Bryan, and at the Clara B. Mounce Public Library, 201 E. 26th Street in Bryan during the library's regularly scheduled hours. During this public comment period, written or verbal comments related to the 2017 CAPER were accepted. There were no comments received during the public comment period.

CR-45 - CDBG 91.520(c)

Specify the nature of, and reasons for, any changes in the jurisdiction's program objectives and indications of how the jurisdiction would change its programs as a result of its experiences.

The City of Bryan made no changes to its CDBG/HOME program objectives. The jurisdiction's evaluation of current Consolidated Plan strategies suggests that goals and objectives outlined in the City of Bryan's 2015-19 Consolidated Plan remain relevant and appropriate to identified local needs as compared to programs and services available locally. The jurisdiction's advisory committee, city council, and program staff regularly review and evaluate program appropriateness and effectiveness. These reviews and evaluations will continue in upcoming program years.

Does this Jurisdiction have any open Brownfields Economic Development Initiative (BEDI) grants?

No

[BEDI grantees] Describe accomplishments and program outcomes during the last year.

CR-50 - HOME 91.520(d)

Include the results of on-site inspections of affordable rental housing assisted under the program to determine compliance with housing codes and other applicable regulations

Please list those projects that should have been inspected on-site this program year based upon the schedule in §92.504(d). Indicate which of these were inspected and a summary of issues that were detected during the inspection. For those that were not inspected, please indicate the reason and how you will remedy the situation.

The HOME regulations at 24 CFR 92.504(d) require that on-site inspections must occur within 12 months after project completion and at least once every 3 years thereafter during the period of affordability. The City of Bryan has provided HOME assistance for the construction of 21 affordable rental projects which are still within their affordability periods. **Of those, none were required to be inspected during this program year.** When performed, all are single-family rental units. Inspections are scheduled and conducted on all of the required units to determine whether they remained in compliance with Uniform Physical Conditions Standards (UPCS) and City of Bryan codes and ordinances.

Provide an assessment of the jurisdiction's affirmative marketing actions for HOME units. 92.351(b)

The Participating Jurisdiction ensures that all HOME funded developments are affirmatively marketed in accordance with its Affirmative Fair Housing Marketing Plan, Affirmative Marketing Policy, and Implementing Procedures (see full Plan in the Attachments to this report). In accordance with Section 92.351 of the Home Program, and in furtherance of the City of Bryan's commitment to non-discrimination and equal opportunity in housing, the City has established procedures to affirmatively market units constructed or rehabilitated through the City's affordable housing programs. Owners, builders and developers offering properties assisted by the City of Bryan Community Development Services Department are required to comply with the City's affirmative marketing requirement on all units sold or leased under the program.

It is the position of the City of Bryan that individuals of similar economic levels in the same housing market area should have available to them a like range of housing choices regardless of their race, color, religion, sex, disability, familial status, age, and national origin. The City of Bryan is committed to the goals of affirmative marketing which was implemented through the Community Development Services Department's Affordable Housing Assistance Programs. These goals are achieved through the following procedures:

- Informing the public, potential tenants, and owners about Federal Fair Housing Laws and Affirmative Marketing Policies

- Inform persons of all racial, ethnic and gender groups of unit availability
- Attract and solicit applications for assistance from persons not likely to apply without special outreach
- Record Keeping
- Assessment and Corrective Actions

Affirmative Marketing Techniques

Of the 8 HOME funded Down Payment Assistance projects completed in PY2017, 3 were Habitat for Humanity units and included the following demographic characteristics: 67% percent of those assisted were Hispanic; 100% were Female Head of House; 33% were Black; and 100% were very low-income households. The City advertises and promotes housing programs in both Spanish and English in multiple media venues (television, radio, online surveys; websites; and social media platforms. Habitat's homeownership programs also use a variety of affirmative marketing methods to promote program availability, to include: project signage, news article placement in the local newspaper and TV, and sponsorship of many community events and service projects. HOME-assisted affordable rental units developed by the City's local CHDO (ElderAid) are available to HOME eligible senior citizens of all races, ethnicities, and genders. Affirmative marketing is utilized while making these properties available for lease.

Community Development programmatic efforts also included housing reconstruction and minor housing repair assistance. Program outreach efforts in PY2017 included providing program, grant, and fair housing information through multiple venues, including: radio and TV; CDAC Public Hearings; Online Survey on CD Programs and Fair Housing; PSA Notices to Texas-211; Interfaith Clergy Presentation including Fair Housing Info; hosting a Contractors Breakfast, Community Development Week celebration events; developer technical assistance, maintaining a supply of flyers and applications at the public library, and other efforts and venues listed in the FHEO Table under Section CR-35 of this report.

Refer to IDIS reports to describe the amount and use of program income for projects, including the number of projects and owner and tenant characteristics

In PY2017, \$723,968.12 of HOME funds was made available (excludes administrative) and \$133,086.19 (prior year program income \$24,905.31, prior year recaptured funds \$29,931.46, current year \$78,249.42 of program income was available for Home Owner Housing Assistance activities, and or Down Payment Assistance activities. In this reporting period, the City utilized HOME grant allocations and program income to fund programs addressing local affordable housing needs, to include the following completed project totals:

Home Owner Housing Assistance - (\$108,833.00 allocated) - 1 household provided major housing reconstruction with additional projects in progress at year's end.

Down Payment Assistance/Acquisition (\$78,809.00 allocated) - 8 households provided down-payment assistance with additional projects in progress at year's end.

Community Housing Development Organizations (CHDO) (\$37,528.35 of 2017 CHDO set-aside funding allocated). An additional \$10,000.00 of unallocated PY2015 HOME funding and \$40,907.55 of PY2016 HOME CHDO set-aside funding, for a total of \$88,435.90 was made available for affordable housing development- no CHDO units were completed in PY2017, however 1 new affordable senior rental unit will be developed in PY2018 using CHDO 16 and CHDO 17 funds. Two buildable lots (719 Fairview and 1003 Hudson) were conveyed by the City to Elder-Aid, the city's certified CHDO, which will construct affordable senior rentals on the properties. These funds and properties are expected to leverage an additional \$102,990 in CHDO contributed private finance for development of a 2-home development serving lower-income (60% AMI) elderly households.

Owner characteristics for households served in completed HOME projects activities, are as follows:

Ethnicity	Race			Totals
	White	Black	Indian/Alaskan	
Non-Hispanic	1	0	2	3
Hispanic	5	1	0	6
Totals	6	1	2	9

Extremely Low-Income	Low-Income	Moderate-Income
1	3	5

Owner Characteristics for Completed HOME Activities – 2017 CAPER

Describe other actions taken to foster and maintain affordable housing. 91.220(k) (STATES ONLY: Including the coordination of LIHTC with the development of affordable housing). 91.320(j)

The City continued its commitment to preserving and maintaining existing affordable housing as identified in its 2015-19 CP. In the process of addressing needs the City, in cooperation with local partners, worked to: Reduce isolation of income groups by decentralizing housing opportunities and revitalizing deteriorating neighborhoods; Expand the supply of decent, safe and affordable housing through the rehabilitation of existing residential property; Conserve energy resources by providing weatherization technical assistance to low to moderate-income persons; Expand home ownership opportunities for very low, low and moderate-income persons; Provide housing and supportive services for special needs populations. Consequently, 2017-18 CDBG and HOME funds were available for use to address these needs and those identified in the 2015-19 CP through the following activities:

Housing Infrastructure/Re-development Assistance - Technical assistance to private developers building single-family residential units.

Home Owner Housing Assistance - Rehabilitation or reconstruction of substandard, low-income owner occupied homes.

Down Payment Assistance - Closing cost; down payment, counseling, and technical assistance for homebuyers, to include Habitat for Humanity clients.

New Housing Construction Assistance - Assistance to developers of affordable housing including CHDO and Habitat projects, senior/special needs housing, LIHTC developments.

Minor Home Repair –Assistance to low-income, home owners with urgent and minor repairs.

Voluntary Clearance/Demolition – Assistance in the removal of vacant and dilapidated structures, thereby addressing blight and promoting redevelopment.

Voluntary Acquisition – Assistance in the identification and acquisition of property that can be used for future development of affordable housing.

In PY2017 HOME funds \$136,622.37 expended for affordable housing and related expenses totaled (excluding administration) and included many of the above noted 2015-19 CP activities. Total HOME funds with Administrative (\$17,336.91) was \$153,959.28 includes current year expenditures drawn in IDIS. These funds leveraged an estimated \$1,005,338 from other private funds (contributed and/or borrowed, mortgage lending proceeds, and other federal or state funds). The City also continued to partner and support local non-profit housing and service providers to improve the quality, quantity, and availability of affordable housing stock locally, including: Bryan Housing Authority (subsidized units); Brazos Valley Council of Governments (Housing Choice Vouchers); Habitat for Humanity (homeownership opportunities); Elder-Aid (affordable senior housing); Brazos Valley Affordable Housing Corporation (various housing programs); local CHDOs, and other public and private housing developers. Participated in the Brazos County Housing Coalition Committee by providing technical assistance in determining housing needs. Also participated in the Brazos Valley Homeless Coalition and Home Builders Association and the Brazos Valley Housing Consortium, which is focused on expanding access to housing for the disabled.



U.S. Department of Housing and Urban Development
 Office of Community Planning and Development
 Integrated Disbursement and Information System
 CDBG Activity Summary Report (GPR) for Program Year 2017
 BRYAN

Date: 14-Dec-2018
 Time: 11:37
 Page: 1

PGM Year: 1994
 Project: 0002 - CONVERTED CDBG ACTIVITIES
 IDIS Activity: 2 - CDBG COMMITTED FUNDS ADJUSTMENT

Status: Open 3/3/2003 12:00:00 AM
 Location: .

Objective:
 Outcome:
 Matrix Code: General Program Administration (21A) National Objective:

Initial Funding Date: 01/01/1994

Description:

Financing

	Fund Type	Grant Year	Grant	Funded Amount	Drawn In Program Year	Drawn Thru Program Year
		Pre-2015				
CDBG	EN	1989	B89MC480006		\$0.00	\$730,000.00
		1990	B90MC480006		\$0.00	\$689,000.00
		1991	B91MC480006		\$0.00	\$770,000.00
		1992	B92MC480006		\$0.00	\$796,000.00
		1993	B93MC480006		\$0.00	\$1,023,000.00
		1994	B94MC480006		\$0.00	\$1,113,000.00
		1995	B95MC480006		\$0.00	\$1,131,000.00
		1996	B96MC480006		\$0.00	\$740,020.58
		1999	B99MC480006		\$0.00	\$0.00
		2004	B04MC480006		\$0.00	\$0.00
Total	Total			\$6,992,020.58	\$0.00	\$6,992,020.58

Proposed Accomplishments

Actual Accomplishments

Number assisted:

	Owner		Renter		Total		Person	
	Total	Hispanic	Total	Hispanic	Total	Hispanic	Total	Hispanic
White:					0	0		
Black/African American:					0	0		
Asian:					0	0		
American Indian/Alaskan Native:					0	0		
Native Hawaiian/Other Pacific Islander:					0	0		
American Indian/Alaskan Native & White:					0	0		
Asian White:					0	0		
Black/African American & White:					0	0		



U.S. Department of Housing and Urban Development
Office of Community Planning and Development
Integrated Disbursement and Information System
CDBG Activity Summary Report (GPR) for Program Year 2017
BRYAN

Date: 14-Dec-2018
Time: 11:37
Page: 2

American Indian/Alaskan Native & Black/African American:					0	0			
Other multi-racial:					0	0			
Asian/Pacific Islander:					0	0			
Hispanic:					0	0			
Total:			0	0	0	0	0	0	0
Female-headed Households:						0			

Income Category:

	Owner	Renter	Total	Person
Extremely Low			0	
Low Mod			0	
Moderate			0	
Non Low Moderate			0	
Total	0	0	0	0
Percent Low/Mod				

Annual Accomplishments

No data returned for this view. This might be because the applied filter excludes all data.



U.S. Department of Housing and Urban Development
 Office of Community Planning and Development
 Integrated Disbursement and Information System
 CDBG Activity Summary Report (GPR) for Program Year 2017
 BRYAN

Date: 14-Dec-2018
 Time: 11:37
 Page: 3

PGM Year: 2014
Project: 0002 - Home Owner Assistance CDBG
IDIS Activity: 950 - Demolition Fairview

Status: Completed 12/19/2017 12:00:00 AM
Location: 719 Fairview St Bryan, VA 77803-5612
Objective: Provide decent affordable housing
Outcome: Availability/accessibility
Matrix Code: Clearance and Demolition (04) **National Objective:** SBS

Initial Funding Date: 08/21/2015

Description:

Demolition of dilapidated property donated to the City for elimination of slum and blight and potential redevelopment.

Financing

	Fund Type	Grant Year	Grant	Funded Amount	Drawn In Program Year	Drawn Thru Program Year
CDBG	EN	Pre-2015		\$1,516.42	\$0.00	\$0.00
		2014	B14MC480006		\$0.00	\$1,516.42
Total	Total			\$1,516.42	\$0.00	\$1,516.42

Proposed Accomplishments

Housing Units : 1

Annual Accomplishments

Years	Accomplishment Narrative	# Benefitting
2015	Clearance/demolition completed on one vacated dilapidated house utilizing partial funds granted from a local bank and CDBG funds.	
	This activity had an overdraw in the 2015/2016 year and there fore had to remain open to correct the overdraw in the 2016/2017 year, which was done. The activity was not closed until after the end of the 2016/2017 year, which will make it show on the current year's GPR 2017/2018.	



U.S. Department of Housing and Urban Development
 Office of Community Planning and Development
 Integrated Disbursement and Information System
 CDBG Activity Summary Report (GPR) for Program Year 2017
 BRYAN

Date: 14-Dec-2018
 Time: 11:37
 Page: 4

PGM Year: 2015
Project: 0001 - Home Owner Housing Assistance
IDIS Activity: 961 - Housing Assistance CDBG

Status: Completed 12/6/2017 12:00:00 AM
Location: 2105 Kendall Way Bryan, TX 77803-3494
Objective: Provide decent affordable housing
Outcome: Affordability
Matrix Code: Rehab; Single-Unit Residential (14A) **National Objective:** LMH

Initial Funding Date: 12/23/2015

Description:

Housing assistance program provides funding and/or technical assistance to improve and increase affordable housing stock for very low, low and moderate income households and special needs populations.
 Provide direct programs including major rehabilitation/reconstruction 2 annually, minor repairs 20 annually (health/safety concerns and handicap accessibility).

Financing

	Fund Type	Grant Year	Grant	Funded Amount	Drawn In Program Year	Drawn Thru Program Year
CDBG	EN	2015	B15MC480006	\$305,912.92	\$0.00	\$305,912.92
Total	Total			\$305,912.92	\$0.00	\$305,912.92

Proposed Accomplishments

Housing Units : 40

Actual Accomplishments

Number assisted:

	Owner		Renter		Total		Person	
	Total	Hispanic	Total	Hispanic	Total	Hispanic	Total	Hispanic
White:	9	5	0	0	9	5	0	0
Black/African American:	18	0	0	0	18	0	0	0
Asian:	0	0	0	0	0	0	0	0
American Indian/Alaskan Native:	0	0	0	0	0	0	0	0
Native Hawaiian/Other Pacific Islander:	0	0	0	0	0	0	0	0
American Indian/Alaskan Native & White:	0	0	0	0	0	0	0	0
Asian White:	0	0	0	0	0	0	0	0
Black/African American & White:	0	0	0	0	0	0	0	0
American Indian/Alaskan Native & Black/African American:	0	0	0	0	0	0	0	0
Other multi-racial:	0	0	0	0	0	0	0	0
Asian/Pacific Islander:	0	0	0	0	0	0	0	0
Hispanic:	0	0	0	0	0	0	0	0
Total:	27	5	0	0	27	5	0	0



U.S. Department of Housing and Urban Development
 Office of Community Planning and Development
 Integrated Disbursement and Information System
 CDBG Activity Summary Report (GPR) for Program Year 2017
 BRYAN

Date: 14-Dec-2018
 Time: 11:37
 Page: 5

Female-headed Households: 23 0 23

Income Category:

	Owner	Renter	Total	Person
Extremely Low	11	0	11	0
Low Mod	12	0	12	0
Moderate	4	0	4	0
Non Low Moderate	0	0	0	0
Total	27	0	27	0
Percent Low/Mod	100.0%		100.0%	

Annual Accomplishments

Years	Accomplishment Narrative	# Benefitting
2015	Project was open in the 2015/2016 year, but funds were primarily dispersed in the 2016/2017 year for the minor repair program providing safety and health repairs up to \$5,000 annually for program costs including construction, soft costs and program delivery.	
2016	Housing assistance program including minor repair, technical assistance and staff program delivery for eligible qualified households within the city limits of Bryan, Texas. Eligible qualified households were provided pre-assessment, application assistance, construction assistance, and project management to close out each project. The 5 year plan states 20 as the annual minor repair goal with 27 units being accomplished (70 total in IDIS Activities 981 and 983 combined) and closed in the 2016 program year, after year end.	



U.S. Department of Housing and Urban Development
 Office of Community Planning and Development
 Integrated Disbursement and Information System
 CDBG Activity Summary Report (GPR) for Program Year 2017
 BRYAN

Date: 14-Dec-2018
 Time: 11:37
 Page: 6

PGM Year: 2014
Project: 0002 - Home Owner Assistance CDBG
IDIS Activity: 972 - CDRC08 - CDBG Reconstruction
Status: Completed 12/15/2017 12:00:00 AM
Location: 2303 Staunton Dr Bryan, TX 77803-0535

Objective: Provide decent affordable housing
Outcome: Sustainability
Matrix Code: Rehab; Single-Unit Residential (14A) **National Objective:** LMH

Initial Funding Date: 05/27/2016

Description:

CDBG Reconstruction under Home Owner Assistance Program of a new, single-family, 1,166 square foot, 2 bedroom home for an elderly, (1 member)single female household. The replacement dwelling will be constructed on the same site as the existing dilapidated structure.

Financing

	Fund Type	Grant Year	Grant	Funded Amount	Drawn In Program Year	Drawn Thru Program Year
CDBG	EN	Pre-2015		\$45,825.93	\$0.00	\$0.00
		2014	B14MC480006		\$0.00	\$45,825.93
		2015	B15MC480006	\$92,497.72	\$0.00	\$92,497.72
	PI			\$20,087.44	\$0.00	\$20,087.44
Total	Total			\$158,411.09	\$0.00	\$158,411.09

Proposed Accomplishments

Housing Units : 1

Actual Accomplishments

Number assisted:

	Owner		Renter		Total		Person	
	Total	Hispanic	Total	Hispanic	Total	Hispanic	Total	Hispanic
White:	0	0	0	0	0	0	0	0
Black/African American:	1	0	0	0	1	0	0	0
Asian:	0	0	0	0	0	0	0	0
American Indian/Alaskan Native:	0	0	0	0	0	0	0	0
Native Hawaiian/Other Pacific Islander:	0	0	0	0	0	0	0	0
American Indian/Alaskan Native & White:	0	0	0	0	0	0	0	0
Asian White:	0	0	0	0	0	0	0	0
Black/African American & White:	0	0	0	0	0	0	0	0
American Indian/Alaskan Native & Black/African American:	0	0	0	0	0	0	0	0
Other multi-racial:	0	0	0	0	0	0	0	0
Asian/Pacific Islander:	0	0	0	0	0	0	0	0
Hispanic:	0	0	0	0	0	0	0	0



U.S. Department of Housing and Urban Development
 Office of Community Planning and Development
 Integrated Disbursement and Information System
 CDBG Activity Summary Report (GPR) for Program Year 2017
 BRYAN

Date: 14-Dec-2018
 Time: 11:37
 Page: 7

Total:	1	0	0	0	1	0	0	0
Female-headed Households:	1		0		1			
<i>Income Category:</i>								
	Owner	Renter	Total		Person			
Extremely Low	1	0	1		0			
Low Mod	0	0	0		0			
Moderate	0	0	0		0			
Non Low Moderate	0	0	0		0			
Total	1	0	1		0			
Percent Low/Mod	100.0%		100.0%					

Annual Accomplishments

<u>Years</u>	<u>Accomplishment Narrative</u>	<u># Benefitting</u>
2015	Provided Home Owner's Assistance to one single family owner occupied household for the 2015 year including application process, bidding process/procurement, preliminary soft costs, and partial construction at year end. Total spent includes program delivery and program income utilized on this activity. Activity will be complete in the 2016/2017 year.	
2016	Major reconstruction completed on eligible owner occupied house for the 2016/2017 program year, utilizing \$12,438.18 in program income in the program year. Expenditures included all construction, soft cost and program delivery. Activity was not closed out until after year end (after 9/30/2017) but no expenditures in the 2017/2018 year.	



U.S. Department of Housing and Urban Development
 Office of Community Planning and Development
 Integrated Disbursement and Information System
 CDBG Activity Summary Report (GPR) for Program Year 2017
 BRYAN

Date: 14-Dec-2018
 Time: 11:37
 Page: 8

PGM Year: 2015
Project: 0012 - CDBG Housing Assistance Program
IDIS Activity: 981 - Direct Homeownership Assistance

Status: Completed 10/11/2017 12:00:00 AM
Location: 1511 W 28th St Bryan, TX 77803-2304
Objective: Provide decent affordable housing
Outcome: Affordability
Matrix Code: Direct Homeownership Assistance (13)
National Objective: LMH

Initial Funding Date: 09/29/2016

Description:

CDBG Homebuyer Assistance under Home Owner Assistance Program acquisition of a newly constructed single-family, 5 bedroom home.

Financing

	Fund Type	Grant Year	Grant	Funded Amount	Drawn In Program Year	Drawn Thru Program Year
CDBG	EN	2015	B15MC480006	\$8,510.16	\$0.00	\$8,510.16
Total	Total			\$8,510.16	\$0.00	\$8,510.16

Proposed Accomplishments

Households (General) : 1

Actual Accomplishments

Number assisted:

	Owner		Renter		Total		Person	
	Total	Hispanic	Total	Hispanic	Total	Hispanic	Total	Hispanic
White:	1	1	0	0	1	1	0	0
Black/African American:	0	0	0	0	0	0	0	0
Asian:	0	0	0	0	0	0	0	0
American Indian/Alaskan Native:	0	0	0	0	0	0	0	0
Native Hawaiian/Other Pacific Islander:	0	0	0	0	0	0	0	0
American Indian/Alaskan Native & White:	0	0	0	0	0	0	0	0
Asian White:	0	0	0	0	0	0	0	0
Black/African American & White:	0	0	0	0	0	0	0	0
American Indian/Alaskan Native & Black/African American:	0	0	0	0	0	0	0	0
Other multi-racial:	0	0	0	0	0	0	0	0
Asian/Pacific Islander:	0	0	0	0	0	0	0	0
Hispanic:	0	0	0	0	0	0	0	0
Total:	1	1	0	0	1	1	0	0
Female-headed Households:	0		0		0			



U.S. Department of Housing and Urban Development
Office of Community Planning and Development
Integrated Disbursement and Information System
CDBG Activity Summary Report (GPR) for Program Year 2017
BRYAN

Date: 14-Dec-2018
Time: 11:37
Page: 9

Income Category:

	Owner	Renter	Total	Person
Extremely Low	0	0	0	0
Low Mod	1	0	1	0
Moderate	0	0	0	0
Non Low Moderate	0	0	0	0
Total	1	0	1	0
Percent Low/Mod	100.0%		100.0%	

Annual Accomplishments

<u>Years</u>	<u>Accomplishment Narrative</u>	<u># Benefiting</u>
2015	One home buyer's assistance to eligible single family household for counseling and down payment assistance. DPA will not be complete till the 2016 program year.	
2016	Home Buyer's program for one eligible household within the city of Bryan city limits. Down Payment provided in prior year with a remaining payable in the 2016/2017 year. Activity not closed out till after year end in the current year 2017/2018 (activity will show on the 2017/2018 GPR, although completed draws in the 2016/2017 year.	



U.S. Department of Housing and Urban Development
 Office of Community Planning and Development
 Integrated Disbursement and Information System
 CDBG Activity Summary Report (GPR) for Program Year 2017
 BRYAN

Date: 14-Dec-2018
 Time: 11:37
 Page: 10

PGM Year: 2016
Project: 0002 - Administration CDBG
IDIS Activity: 982 - ME4000-Administrative CDBG
Status: Completed 11/29/2017 12:00:00 AM
Location: .

Objective:
Outcome:
Matrix Code: General Program Administration (21A) **National Objective:**

Initial Funding Date: 01/12/2017

Description:

Administrative expenses related to administration of CDBG and HOME programs. These include, but are not limited to, housing programs, public service agency programs, public facility project management, neighborhood preservation, economic development and general operating expenses.

Financing

	Fund Type	Grant Year	Grant	Funded Amount	Drawn In Program Year	Drawn Thru Program Year
CDBG	EN	2016	B16MC480006	\$159,275.70	\$0.00	\$159,275.70
	PI			\$11.00	\$0.00	\$11.00
Total	Total			\$159,286.70	\$0.00	\$159,286.70

Proposed Accomplishments

Actual Accomplishments

Number assisted:

	Owner		Renter		Total		Person	
	Total	Hispanic	Total	Hispanic	Total	Hispanic	Total	Hispanic
White:					0	0		
Black/African American:					0	0		
Asian:					0	0		
American Indian/Alaskan Native:					0	0		
Native Hawaiian/Other Pacific Islander:					0	0		
American Indian/Alaskan Native & White:					0	0		
Asian White:					0	0		
Black/African American & White:					0	0		
American Indian/Alaskan Native & Black/African American:					0	0		
Other multi-racial:					0	0		
Asian/Pacific Islander:					0	0		
Hispanic:					0	0		
Total:	0	0	0	0	0	0	0	0



U.S. Department of Housing and Urban Development
Office of Community Planning and Development
Integrated Disbursement and Information System
CDBG Activity Summary Report (GPR) for Program Year 2017
BRYAN

Date: 14-Dec-2018
Time: 11:37
Page: 11

Female-headed Households:

0

Income Category:

	Owner	Renter	Total	Person
Extremely Low			0	
Low Mod			0	
Moderate			0	
Non Low Moderate			0	
Total	0	0	0	0
Percent Low/Mod				

Annual Accomplishments

No data returned for this view. This might be because the applied filter excludes all data.



U.S. Department of Housing and Urban Development
 Office of Community Planning and Development
 Integrated Disbursement and Information System
 CDBG Activity Summary Report (GPR) for Program Year 2017
 BRYAN

Date: 14-Dec-2018
 Time: 11:37
 Page: 12

PGM Year: 2016
Project: 0001 - Home Owner Housing Assistance
IDIS Activity: 983 - ME4001 - Housing Assistance CDBG

Status: Completed 11/27/2018 12:00:00 AM
Location: 806 Hudson St Bryan, TX 77803-1647
Objective: Provide decent affordable housing
Outcome: Affordability
Matrix Code: Rehab; Single-Unit Residential (14A) **National Objective:** LMH

Initial Funding Date: 01/12/2017

Description:

Housing assistance program provides funding and/or technical assistance to improve and increase affordable housing stock for very low, low and moderate income households and special needs populations.
 Provide direct programs including major rehabilitation/reconstruction 2 annually, minor repairs 20 annually (health/safety concerns and handicap accessibility).

Financing

	Fund Type	Grant Year	Grant	Funded Amount	Drawn In Program Year	Drawn Thru Program Year
CDBG	EN	2016	B16MC480006	\$517,650.30	\$275,141.75	\$517,650.30
		2017	B17MC480006	\$49,635.54	\$49,635.54	\$49,635.54
	PI			\$4,518.52	\$4,518.52	\$4,518.52
Total	Total			\$571,804.36	\$329,295.81	\$571,804.36

Proposed Accomplishments

Housing Units : 44

Actual Accomplishments

Number assisted:

	Owner		Renter		Total		Person	
	Total	Hispanic	Total	Hispanic	Total	Hispanic	Total	Hispanic
White:	16	12	0	0	16	12	0	0
Black/African American:	29	0	0	0	29	0	0	0
Asian:	0	0	0	0	0	0	0	0
American Indian/Alaskan Native:	0	0	0	0	0	0	0	0
Native Hawaiian/Other Pacific Islander:	0	0	0	0	0	0	0	0
American Indian/Alaskan Native & White:	0	0	0	0	0	0	0	0
Asian White:	0	0	0	0	0	0	0	0
Black/African American & White:	0	0	0	0	0	0	0	0
American Indian/Alaskan Native & Black/African American:	0	0	0	0	0	0	0	0
Other multi-racial:	0	0	0	0	0	0	0	0
Asian/Pacific Islander:	0	0	0	0	0	0	0	0
Hispanic:	0	0	0	0	0	0	0	0



U.S. Department of Housing and Urban Development
 Office of Community Planning and Development
 Integrated Disbursement and Information System
 CDBG Activity Summary Report (GPR) for Program Year 2017
 BRYAN

Date: 14-Dec-2018
 Time: 11:37
 Page: 13

Total:	45	12	0	0	45	12	0	0
Female-headed Households:	37		0		37			
<i>Income Category:</i>								
	Owner	Renter	Total	Person				
Extremely Low	13	0	13	0				
Low Mod	24	0	24	0				
Moderate	19	0	19	0				
Non Low Moderate	0	0	0	0				
Total	56	0	56	0				
Percent Low/Mod	100.0%		100.0%					

Annual Accomplishments

Years	Accomplishment Narrative	# Benefitting
2016	Housing assistance program including minor repair, technical assistance and staff program delivery for eligible qualified households within the city limits of Bryan, Texas. Eligible qualified households were provided pre-assessment, application assistance, construction assistance, and project management to close out each project. The 5 year plan states 20 as the annual minor repair goal with 43 units being closed (70 total in IDIS Activities 981 and 983 combined) in the 2016 program year. This activity will remain open for the 2017/2018 program year.	
2017	This program provided minor assistance to eligible and qualified low and moderate income households for minor repairs that affect health and safety of the household such roofs, electrical, plumbing etc. The program provides for up to \$5,000 for each household for a grant. Homes are inspected and at least 3 informal quotes are obtained unless there is an emergency situation.	



U.S. Department of Housing and Urban Development
 Office of Community Planning and Development
 Integrated Disbursement and Information System
 CDBG Activity Summary Report (GPR) for Program Year 2017
 BRYAN

Date: 14-Dec-2018
 Time: 11:37
 Page: 14

PGM Year: 2016
Project: 0007 - Brazos Maternal and Child Health Clinic Prenatal Program
IDIS Activity: 986 - QL2533- Brazos Maternal & Child Health Clinic, Inc.

Status: Completed 12/15/2017 12:00:00 AM
Location: 3370 S Texas Ave Bryan, TX 77802-3127
Objective: Create suitable living environments
Outcome: Availability/accessibility
Matrix Code: Health Services (05M) **National Objective:** LMC

Initial Funding Date: 01/30/2017

Description:

Improve or expand access to public services for low and moderate income and special needs populations such as elderly, youth at risk, families at risk, substance abuse, HIVAids, victims of domestic violence or abuse, the disabled, and homeless.
 The funded activity includes public service agency funding for the Brazos Maternal and Child Health Prenatal Clinic, which provides community-centered prenatal care and health education to medically indigent pregnant women in the Brazos Valley.
 The program provides for eligible expenses, (staff salaries, medical equipment etc.) testing, physician exams, procedures, education, etc. for expectant mothers.
 The program will serve an estimated 680 unduplicated clients.

Financing

	Fund Type	Grant Year	Grant	Funded Amount	Drawn In Program Year	Drawn Thru Program Year
CDBG	EN	2016	B16MC480006	\$30,000.00	\$0.00	\$30,000.00
Total	Total			\$30,000.00	\$0.00	\$30,000.00

Proposed Accomplishments

People (General) : 680

Actual Accomplishments

Number assisted:	Owner		Renter		Total		Person	
	Total	Hispanic	Total	Hispanic	Total	Hispanic	Total	Hispanic
White:	0	0	0	0	0	0	516	463
Black/African American:	0	0	0	0	0	0	78	1
Asian:	0	0	0	0	0	0	7	0
American Indian/Alaskan Native:	0	0	0	0	0	0	2	1
Native Hawaiian/Other Pacific Islander:	0	0	0	0	0	0	0	0
American Indian/Alaskan Native & White:	0	0	0	0	0	0	1	1
Asian White:	0	0	0	0	0	0	2	0
Black/African American & White:	0	0	0	0	0	0	10	3
American Indian/Alaskan Native & Black/African American:	0	0	0	0	0	0	0	0
Other multi-racial:	0	0	0	0	0	0	6	2
Asian/Pacific Islander:	0	0	0	0	0	0	0	0



U.S. Department of Housing and Urban Development
 Office of Community Planning and Development
 Integrated Disbursement and Information System
 CDBG Activity Summary Report (GPR) for Program Year 2017
 BRYAN

Date: 14-Dec-2018
 Time: 11:37
 Page: 15

Hispanic:	0	0	0	0	0	0	0	0
Total:	0	0	0	0	0	0	622	471
Female-headed Households:	0		0		0			
<i>Income Category:</i>								
	Owner	Renter	Total	Person				
Extremely Low	0	0	0	406				
Low Mod	0	0	0	106				
Moderate	0	0	0	110				
Non Low Moderate	0	0	0	0				
Total	0	0	0	622				
Percent Low/Mod	100.0%							

Annual Accomplishments

Years	Accomplishment Narrative	# Benefitting
2016	The Prenatal Clinic provides health care to low and moderate income women (at least 51% low/moderate income). Funds provided for eligible expenses, (staff salaries, medical equipment, etc.). Provides testing, physician exams, procedures, education, etc. for expectant mothers. The program was anticipated to serve an estimated 680 unduplicated clients, with 622 actual unduplicated clients being served during the program year. CDBG represents 5% of this activity's funding. The activity was not closed out until after year end, but there is no activity in the 2017/2018 program year (annual contract for 2016/2017 program year closed).	



U.S. Department of Housing and Urban Development
 Office of Community Planning and Development
 Integrated Disbursement and Information System
 CDBG Activity Summary Report (GPR) for Program Year 2017
 BRYAN

Date: 14-Dec-2018
 Time: 11:37
 Page: 16

PGM Year: 2016
Project: 0006 - Catholic Charities Financial Stability Program
IDIS Activity: 987 - QL2531 - Catholic Charities of Central Texas

Status: Completed 12/15/2017 12:00:00 AM
Location: 1410 Cavitt Ave Bryan, TX 77801-1201
Objective: Create suitable living environments
Outcome: Availability/accessibility
Matrix Code: Subsistence Payment (05Q) **National Objective:** LMC

Initial Funding Date: 01/30/2017

Description:

Improve or expand access to public services for low and moderate income and special needs populations such as elderly, youth at risk, families at risk, substance abuse, HIVAids, victims of domestic violence or abuse, the disabled and homeless.
 The funded activity includes public service agency funding for the Catholic Charities Financial Stability Program.
 The program assists clients with rental and utility assistance case management, referrals and education.
 The program will serve an estimated 340 unduplicated clients.

Financing

	Fund Type	Grant Year	Grant	Funded Amount	Drawn In Program Year	Drawn Thru Program Year
CDBG	EN	2016	B16MC480006	\$10,811.00	\$0.00	\$10,811.00
Total	Total			\$10,811.00	\$0.00	\$10,811.00

Proposed Accomplishments

People (General) : 340

Actual Accomplishments

Number assisted:

	Owner		Renter		Total		Person	
	Total	Hispanic	Total	Hispanic	Total	Hispanic	Total	Hispanic
White:	0	0	0	0	0	0	281	51
Black/African American:	0	0	0	0	0	0	234	17
Asian:	0	0	0	0	0	0	0	0
American Indian/Alaskan Native:	0	0	0	0	0	0	7	3
Native Hawaiian/Other Pacific Islander:	0	0	0	0	0	0	0	0
American Indian/Alaskan Native & White:	0	0	0	0	0	0	1	0
Asian White:	0	0	0	0	0	0	2	0
Black/African American & White:	0	0	0	0	0	0	29	0
American Indian/Alaskan Native & Black/African American:	0	0	0	0	0	0	1	0
Other multi-racial:	0	0	0	0	0	0	0	0
Asian/Pacific Islander:	0	0	0	0	0	0	0	0
Hispanic:	0	0	0	0	0	0	0	0



U.S. Department of Housing and Urban Development
 Office of Community Planning and Development
 Integrated Disbursement and Information System
 CDBG Activity Summary Report (GPR) for Program Year 2017
 BRYAN

Date: 14-Dec-2018
 Time: 11:37
 Page: 17

Total:	0	0	0	0	0	0	555	71
Female-headed Households:	0		0		0			
<i>Income Category:</i>								
	Owner	Renter	Total		Person			
Extremely Low	0	0	0		426			
Low Mod	0	0	0		53			
Moderate	0	0	0		76			
Non Low Moderate	0	0	0		0			
Total	0	0	0		555			
Percent Low/Mod					100.0%			

Annual Accomplishments

Years	Accomplishment Narrative	# Benefitting
2018	Providing funding to financial literacy program of Catholic Charities of Central Texas. Provides for eligible expenses (salaries and benefits, rent, utilities, etc.). The program assists clients with rent and utility assistance, case management, referrals and education. The program was estimated to serve 340 unduplicated clients (actual was 555). CDBG represents approximately 13% of this activity's budget. Quarterly desk monitoring conducted and onsite monitoring as needed. Activity served at least 51% low and moderate income individuals. Activity was not closed out until after year end, but there are no expenditures in the 2017/2018 year (contract closed).	



U.S. Department of Housing and Urban Development
 Office of Community Planning and Development
 Integrated Disbursement and Information System
 CDBG Activity Summary Report (GPR) for Program Year 2017
 BRYAN

Date: 14-Dec-2018
 Time: 11:37
 Page: 18

PGM Year: 2016
Project: 0004 - MHMR of Brazos Valley Mary Lake Peer Support Center
IDIS Activity: 988 - QL2532- MHMR Authority of Brazos Valley

Status: Completed 12/15/2017 12:00:00 AM
Location: 1504 S Texas Ave Bryan, TX 77802-1015

Objective: Create suitable living environments
Outcome: Availability/accessibility
Matrix Code: Mental Health Services (050) **National Objective:** LMC

Initial Funding Date: 01/30/2017

Description:

Improve or expand access to public services for low and moderate income and special needs populations such as elderly, youth at risk, families at risk, substance abuse, HIVAids, victims of domestic violence or abuse, the disabled and homeless.
 The funded activity includes public service agency funding for persons with mental and developmental disabilities for the MHMR of Brazos Valley Mary Lake Peer Support Center.
 The program provides for eligible expenses including salaries, utilities, maintenance, and supplies for a Peer Support program estimated to serve 55 unduplicated clients.

Financing

	Fund Type	Grant Year	Grant	Funded Amount	Drawn In Program Year	Drawn Thru Program Year
CDBG	EN	2016	B16MC480006	\$32,715.00	\$0.00	\$32,715.00
Total	Total			\$32,715.00	\$0.00	\$32,715.00

Proposed Accomplishments

People (General) : 55

Actual Accomplishments

Number assisted:

	Owner		Renter		Total		Person	
	Total	Hispanic	Total	Hispanic	Total	Hispanic	Total	Hispanic
White:	0	0	0	0	0	0	25	2
Black/African American:	0	0	0	0	0	0	17	0
Asian:	0	0	0	0	0	0	0	0
American Indian/Alaskan Native:	0	0	0	0	0	0	0	0
Native Hawaiian/Other Pacific Islander:	0	0	0	0	0	0	1	0
American Indian/Alaskan Native & White:	0	0	0	0	0	0	1	1
Asian White:	0	0	0	0	0	0	0	0
Black/African American & White:	0	0	0	0	0	0	5	0
American Indian/Alaskan Native & Black/African American:	0	0	0	0	0	0	1	0
Other multi-racial:	0	0	0	0	0	0	8	7
Asian/Pacific Islander:	0	0	0	0	0	0	0	0
Hispanic:	0	0	0	0	0	0	0	0
Total:	0	0	0	0	0	0	58	10



U.S. Department of Housing and Urban Development
 Office of Community Planning and Development
 Integrated Disbursement and Information System
 CDBG Activity Summary Report (GPR) for Program Year 2017
 BRYAN

Date: 14-Dec-2018
 Time: 11:37
 Page: 19

Female-headed Households: 0 0 0

Income Category:

	Owner	Renter	Total	Person
Extremely Low	0	0	0	0
Low Mod	0	0	0	0
Moderate	0	0	0	58
Non Low Moderate	0	0	0	0
Total	0	0	0	58
Percent Low/Mod				100.0%

Annual Accomplishments

Years	Accomplishment Narrative	# Benefiting
2016	MHMR provides for the socialization of persons with mental disabilities at their Mary Lake Center. Funding provides for eligible expenses including salaries, utilities, maintenance, and supplies for a Peer Support Program estimated to serve 55 unduplicated clients, actual served 58 unduplicated clients. CDBG represents approximately 53% of activity's funding. Agency program was monitored quarterly for desk monitorings and onsite visits to ensure contract eligibility. The activity was not closed out in IDIS until after year end, but the contract (an annual contract) is closed and no expenditures in the 2017/2018 year.	



U.S. Department of Housing and Urban Development
 Office of Community Planning and Development
 Integrated Disbursement and Information System
 CDBG Activity Summary Report (GPR) for Program Year 2017
 BRYAN

Date: 14-Dec-2018
 Time: 11:37
 Page: 20

PGM Year: 2016
Project: 0003 - Bryan Parks & Recreation Summer Camp
IDIS Activity: 989 - QL2535 - Bryan Parks and Recreation

Status: Completed 12/5/2017 12:00:00 AM
Location: 1309 E Martin Luther King Jr St Bryan, TX 77803-7437

Objective: Create suitable living environments
Outcome: Availability/accessibility
Matrix Code: Youth Services (05D) **National Objective:** LMC

Initial Funding Date: 01/30/2017

Description:

Improve or expand access to public services for low and moderate income and special needs populations such as elderly, youth at risk, families at risk, substance abuse, HIVAids, victims of domestic violence or abuse, the disabled and homeless.
 The funded activity includes public service agency funding for the Bryan Parks and Recreation Summer Camp Program, which provides for eligible operating expenses including partial salaries, supplies equipment, transportation and field trips.
 Offered in 5 Bryan low and moderate-income neighborhood parks, the program provides educational, social, and recreational activities to approximately 675 unduplicated clients.

Financing

	Fund Type	Grant Year	Grant	Funded Amount	Drawn In Program Year	Drawn Thru Program Year
CDBG	EN	2016	B16MC480006	\$35,000.00	\$0.00	\$35,000.00
Total	Total			\$35,000.00	\$0.00	\$35,000.00

Proposed Accomplishments

People (General) : 675

Actual Accomplishments

Number assisted:

	Owner		Renter		Total		Person	
	Total	Hispanic	Total	Hispanic	Total	Hispanic	Total	Hispanic
White:	0	0	0	0	0	0	244	191
Black/African American:	0	0	0	0	0	0	258	11
Asian:	0	0	0	0	0	0	0	0
American Indian/Alaskan Native:	0	0	0	0	0	0	1	1
Native Hawaiian/Other Pacific Islander:	0	0	0	0	0	0	1	1
American Indian/Alaskan Native & White:	0	0	0	0	0	0	0	0
Asian White:	0	0	0	0	0	0	3	0
Black/African American & White:	0	0	0	0	0	0	43	11
American Indian/Alaskan Native & Black/African American:	0	0	0	0	0	0	8	1
Other multi-racial:	0	0	0	0	0	0	3	3
Asian/Pacific Islander:	0	0	0	0	0	0	0	0
Hispanic:	0	0	0	0	0	0	0	0



U.S. Department of Housing and Urban Development
 Office of Community Planning and Development
 Integrated Disbursement and Information System
 CDBG Activity Summary Report (GPR) for Program Year 2017
 BRYAN

Date: 14-Dec-2018
 Time: 11:37
 Page: 21

Total:	0	0	0	0	0	0	561	219
Female-headed Households:	0		0		0			
<i>Income Category:</i>								
	Owner	Renter	Total		Person			
Extremely Low	0	0	0		348			
Low Mod	0	0	0		78			
Moderate	0	0	0		79			
Non Low Moderate	0	0	0		56			
Total	0	0	0		561			
Percent Low/Mod					90.0%			

Annual Accomplishments

Years	Accomplishment Narrative	# Benefitting
2016	Provided public service funding to non profit agency that provides direct services to at least 51% low and moderate income individuals in Bryan and College Station Texas. Bryan Parks and Recreation Summer Camp Program (interdepartmental funding)for \$35,000 - For eligible operating expenses including partial salaries, supplies, equipment, transportation and field trips. Offered in 5 Bryan low and moderate-income neighborhood parks, provides educational, social, and recreational activities to 561 unduplicated clients. CDBG represents approximately 33% of this activity's funding. Activity was closed in IDIS after year end,(which will lead it to be included in 2017/2018 GPR) no expenditures in 2017/2018 and contract closed.	



U.S. Department of Housing and Urban Development
 Office of Community Planning and Development
 Integrated Disbursement and Information System
 CDBG Activity Summary Report (GPR) for Program Year 2017
 BRYAN

Date: 14-Dec-2018
 Time: 11:37
 Page: 22

PGM Year: 2016
Project: 0005 - Voices for Children (Court Appointed Advocates) Program
IDIS Activity: 990 - QL2534 - Voices For Children, Inc.
Status: Completed 12/5/2017 12:00:00 AM **Objective:** Create suitable living environments
Location: 115 N Main St Bryan, TX 77803-3235 **Outcome:** Availability/accessibility
Matrix Code: Youth Services (05D) **National Objective:** LMC

Initial Funding Date: 01/30/2017

Description:

Improve or expand access to public services for low and moderate income and special needs populations such as elderly, youth at risk, families at risk, substance abuse, HIVAids, victims of domestic violence or abuse, the disabled and homeless.
 The funded activity includes public service agency funding for the Voices for Children Court Appointed Advocates Program, which provides for eligible expenses (staff salaries, and benefits, etc.).
 The program provides court appointed advocates for children in the child welfare systems of Texas.
 The program will serve an estimated 215 unduplicated clients.

Financing

	Fund Type	Grant Year	Grant	Funded Amount	Drawn In Program Year	Drawn Thru Program Year
CDBG	EN	2016	B16MC480006	\$19,755.00	\$0.00	\$19,755.00
Total	Total			\$19,755.00	\$0.00	\$19,755.00

Proposed Accomplishments

People (General) : 215

Actual Accomplishments

Number assisted:

	Owner		Renter		Total		Person	
	Total	Hispanic	Total	Hispanic	Total	Hispanic	Total	Hispanic
White:	0	0	0	0	0	0	136	29
Black/African American:	0	0	0	0	0	0	67	0
Asian:	0	0	0	0	0	0	0	0
American Indian/Alaskan Native:	0	0	0	0	0	0	0	0
Native Hawaiian/Other Pacific Islander:	0	0	0	0	0	0	0	0
American Indian/Alaskan Native & White:	0	0	0	0	0	0	0	0
Asian White:	0	0	0	0	0	0	0	0
Black/African American & White:	0	0	0	0	0	0	14	0
American Indian/Alaskan Native & Black/African American:	0	0	0	0	0	0	0	0
Other multi-racial:	0	0	0	0	0	0	0	0
Asian/Pacific Islander:	0	0	0	0	0	0	0	0



U.S. Department of Housing and Urban Development
 Office of Community Planning and Development
 Integrated Disbursement and Information System
 CDBG Activity Summary Report (GPR) for Program Year 2017
 BRYAN

Date: 14-Dec-2018
 Time: 11:37
 Page: 23

Hispanic:	0	0	0	0	0	0	0	0
Total:	0	0	0	0	0	0	217	29
Female-headed Households:	0		0		0			
<i>Income Category:</i>								
	Owner	Renter	Total	Person				
Extremely Low	0	0	0	217				
Low Mod	0	0	0	0				
Moderate	0	0	0	0				
Non Low Moderate	0	0	0	0				
Total	0	0	0	217				
Percent Low/Mod				100.0%				

Annual Accomplishments

Years	Accomplishment Narrative	# Benefiting
2016	One non profit agency was provided funded eligible expenses (staff salaries, and benefits, etc.). Program provides court appointed advocates for children in the child welfare systems of Texas. The program will serve an estimated 215 unduplicated clients. CDBG represents 3% of this activity's funding. A total of 217 unduplicated clients were provided services during the year. The agency was funded after a competitive annual process for local non profits, in collaboration with the city of College Station. A city council appointed committee (by both cities) reviewed and evaluated all applications and made award recommendations which were part of the 2016 annual action plan. The agency has met their contractual obligations and the contract is closed (after year end, which will lead it to be included in the 2017/2018 GPR).	



U.S. Department of Housing and Urban Development
 Office of Community Planning and Development
 Integrated Disbursement and Information System
 CDBG Activity Summary Report (GPR) for Program Year 2017
 BRYAN

Date: 14-Dec-2018
 Time: 11:37
 Page: 24

PGM Year: 2015
Project: 0001 - Home Owner Housing Assistance
IDIS Activity: 992 - CDHB12 - Direct Home Owner Assistance

Status: Completed 11/29/2017 12:00:00 AM
Location: 1009 E 25th St Bryan, TX 77803-4802
Objective: Provide decent affordable housing
Outcome: Affordability
Matrix Code: Direct Homeownership Assistance (13)
National Objective: LMH

Initial Funding Date: 04/28/2017

Description:

CDBG Homebuyer Assistance under HOME Owner Assistance Program acquisition of a newly constructed single-family, 3 bedroom home.

Financing

	Fund Type	Grant Year	Grant	Funded Amount	Drawn In Program Year	Drawn Thru Program Year
CDBG	EN	2015	B15MC480008	\$9,416.60	\$0.00	\$9,416.60
Total	Total			\$9,416.60	\$0.00	\$9,416.60

Proposed Accomplishments

Households (General) : 1

Actual Accomplishments

Number assisted:

	Owner		Renter		Total		Person	
	Total	Hispanic	Total	Hispanic	Total	Hispanic	Total	Hispanic
White:	1	1	0	0	1	1	0	0
Black/African American:	0	0	0	0	0	0	0	0
Asian:	0	0	0	0	0	0	0	0
American Indian/Alaskan Native:	0	0	0	0	0	0	0	0
Native Hawaiian/Other Pacific Islander:	0	0	0	0	0	0	0	0
American Indian/Alaskan Native & White:	0	0	0	0	0	0	0	0
Asian White:	0	0	0	0	0	0	0	0
Black/African American & White:	0	0	0	0	0	0	0	0
American Indian/Alaskan Native & Black/African American:	0	0	0	0	0	0	0	0
Other multi-racial:	0	0	0	0	0	0	0	0
Asian/Pacific Islander:	0	0	0	0	0	0	0	0
Hispanic:	0	0	0	0	0	0	0	0
Total:	1	1	0	0	1	1	0	0
Female-headed Households:	0		0		0			



U.S. Department of Housing and Urban Development
Office of Community Planning and Development
Integrated Disbursement and Information System
CDBG Activity Summary Report (GPR) for Program Year 2017
BRYAN

Date: 14-Dec-2018
Time: 11:37
Page: 25

Income Category:

	Owner	Renter	Total	Person
Extremely Low	0	0	0	0
Low Mod	1	0	1	0
Moderate	0	0	0	0
Non Low Moderate	0	0	0	0
Total	1	0	1	0
Percent Low/Mod	100.0%		100.0%	

Annual Accomplishments

Years	Accomplishment Narrative	# Benefitting
2015	Activity was opened in the 2015/2016 year for the application process. Down payment assistance was provided in the 2016/2017 program year after review of all eligibility requirements and financial capacity of the household reviewed.	
2016	Home buyer's assistance provided to one eligible household to purchase home in Bryan TX for the 2016.2017 program year. Down payment assistance was provided after application review and review of financial capacity of the household. Activity was closed after year end (9/30/2017) which will lead it to be included in the 2017/2018 GPR although no expenditures in the 17/18 year and activity closed.	



U.S. Department of Housing and Urban Development
 Office of Community Planning and Development
 Integrated Disbursement and Information System
 CDBG Activity Summary Report (GPR) for Program Year 2017
 BRYAN

Date: 14-Dec-2018
 Time: 11:37
 Page: 26

PGM Year: 2015
Project: 0001 - Home Owner Housing Assistance
IDIS Activity: 993 - CDHB13 - Direct Homeownership Assistance

Status: Completed 11/29/2017 12:00:00 AM
Location: 1210 Virginia St Bryan, TX 77803-2327
Objective: Provide decent affordable housing
Outcome: Affordability
Matrix Code: Direct Homeownership Assistance
National Objective: LMH (13)

Initial Funding Date: 04/28/2017

Description:

CDBG Homebuyer Assistance under Home Owner Assistance Program acquisition of a newly constructed single-family, 3 bedroom home.

Financing

	Fund Type	Grant Year	Grant	Funded Amount	Drawn In Program Year	Drawn Thru Program Year
CDBG	EN	2015	B15MC480006	\$8,979.44	\$0.00	\$8,979.44
Total	Total			\$8,979.44	\$0.00	\$8,979.44

Proposed Accomplishments

Households (General) : 1

Actual Accomplishments

Number assisted:

	Owner		Renter		Total		Person	
	Total	Hispanic	Total	Hispanic	Total	Hispanic	Total	Hispanic
White:	0	0	0	0	0	0	0	0
Black/African American:	1	0	0	0	1	0	0	0
Asian:	0	0	0	0	0	0	0	0
American Indian/Alaskan Native:	0	0	0	0	0	0	0	0
Native Hawaiian/Other Pacific Islander:	0	0	0	0	0	0	0	0
American Indian/Alaskan Native & White:	0	0	0	0	0	0	0	0
Asian White:	0	0	0	0	0	0	0	0
Black/African American & White:	0	0	0	0	0	0	0	0
American Indian/Alaskan Native & Black/African American:	0	0	0	0	0	0	0	0
Other multi-racial:	0	0	0	0	0	0	0	0
Asian/Pacific Islander:	0	0	0	0	0	0	0	0
Hispanic:	0	0	0	0	0	0	0	0
Total:	1	0	0	0	1	0	0	0
Female-headed Households:	0		0		0			



U.S. Department of Housing and Urban Development
Office of Community Planning and Development
Integrated Disbursement and Information System
CDBG Activity Summary Report (GPR) for Program Year 2017
BRYAN

Date: 14-Dec-2018
Time: 11:37
Page: 27

Income Category:

	Owner	Renter	Total	Person
Extremely Low	0	0	0	0
Low Mod	1	0	1	0
Moderate	0	0	0	0
Non Low Moderate	0	0	0	0
Total	1	0	1	0
Percent Low/Mod	100.0%		100.0%	

Annual Accomplishments

Years	Accomplishment Narrative	# Benefitting
2015	Activity opened in 2015/2016 for application process.	
2016	Home Buyer's assistance was provided to one eligible household to purchase home in Bryan TX. Down Payment assistance was provided after review of the application and determination of financial capacity of the household. Activity was closed after year end (9/30/2017) and completed, although due to close date activity will show on the 2017/2018 GPR.	



U.S. Department of Housing and Urban Development
 Office of Community Planning and Development
 Integrated Disbursement and Information System
 CDBG Activity Summary Report (GPR) for Program Year 2017
 BRYAN

Date: 14-Dec-2018
 Time: 11:37
 Page: 28

PGM Year: 2015
Project: 0001 - Home Owner Housing Assistance
IDIS Activity: 994 - CDRC09 - CDBG Reconstruction

Status: Completed 11/16/2018 12:00:00 AM
Location: 604 Ash St Bryan, TX 77803-1705

Objective: Provide decent affordable housing
Outcome: Affordability
Matrix Code: Rehab; Single-Unit Residential (14A) **National Objective:** LMH

Initial Funding Date: 04/28/2017

Description:

CDBG Reconstruction under Home Owner Assistance Program of a new, single-family, 1,417 square foot, 3 bedroom home for an elderly, 2 member household. The replacement dwelling will be constructed on the same site as the existing dilapidated structure.

Financing

	Fund Type	Grant Year	Grant	Funded Amount	Drawn In Program Year	Drawn Thru Program Year
CDBG	EN	2015	B15MC480006	\$95,407.49	\$56,652.67	\$95,407.49
		2016	B16MC480006	\$50,000.00	\$50,000.00	\$50,000.00
		2017	B17MC480006	\$47,319.96	\$47,319.96	\$47,319.96
	PI			\$19,055.08	\$13,397.97	\$19,055.08
Total	Total			\$211,782.53	\$167,370.60	\$211,782.53

Proposed Accomplishments

Housing Units : 1

Actual Accomplishments

Number assisted:

	Owner		Renter		Total		Person	
	Total	Hispanic	Total	Hispanic	Total	Hispanic	Total	Hispanic
White:	0	0	0	0	0	0	0	0
Black/African American:	1	0	0	0	1	0	0	0
Asian:	0	0	0	0	0	0	0	0
American Indian/Alaskan Native:	0	0	0	0	0	0	0	0
Native Hawaiian/Other Pacific Islander:	0	0	0	0	0	0	0	0
American Indian/Alaskan Native & White:	0	0	0	0	0	0	0	0
Asian White:	0	0	0	0	0	0	0	0
Black/African American & White:	0	0	0	0	0	0	0	0
American Indian/Alaskan Native & Black/African American:	0	0	0	0	0	0	0	0
Other multi-racial:	0	0	0	0	0	0	0	0
Asian/Pacific Islander:	0	0	0	0	0	0	0	0
Hispanic:	0	0	0	0	0	0	0	0



U.S. Department of Housing and Urban Development
 Office of Community Planning and Development
 Integrated Disbursement and Information System
 CDBG Activity Summary Report (GPR) for Program Year 2017
 BRYAN

Date: 14-Dec-2018
 Time: 11:37
 Page: 29

Total:	1	0	0	0	1	0	0	0
Female-headed Households:	0		0		0			
<i>Income Category:</i>								
	Owner	Renter	Total	Person				
Extremely Low	0	0	0	0				
Low Mod	0	0	0	0				
Moderate	1	0	1	0				
Non Low Moderate	0	0	0	0				
Total	1	0	1	0				
Percent Low/Mod	100.0%		100.0%					

Annual Accomplishments

Years	Accomplishment Narrative	# Benefitting
2016	Major reconstruction began on owner occupied house after application process and determinations of eligibility. Expenditures on activity includes all soft costs (preliminary costs to prepare for construction), construction and program delivery.	
2017	Owner occupied major reconstruction completed in 107/2018 program year. Eligible and qualified household received a zero percent interest free loan for 30 years. Program income expended in the 2017/2018 year was 27,300.15	



U.S. Department of Housing and Urban Development
 Office of Community Planning and Development
 Integrated Disbursement and Information System
 CDBG Activity Summary Report (GPR) for Program Year 2017
 BRYAN

Date: 14-Dec-2018
 Time: 11:37
 Page: 30

PGM Year: 2015
Project: 0020 - HOME Housing Assistance Program
IDIS Activity: 999 - CDHB15 - Direct Homeownership Assistance

Status: Completed 11/7/2017 12:00:00 AM
Location: 1209 W 27th St Bryan, TX 77803-1378
Objective: Provide decent affordable housing
Outcome: Affordability
Matrix Code: Direct Homeownership Assistance (13)
National Objective: LMH

Initial Funding Date: 08/22/2017

Description:

CDBG Homebuyer Assistance under Home Owner Assistance Program acquisition of a newly constructed single-family, 3 bedroom home within the city limits of Bryan TX.

Financing

	Fund Type	Grant Year	Grant	Funded Amount	Drawn In Program Year	Drawn Thru Program Year
CDBG	EN	2015	B15MC480006	\$8,832.49	\$0.00	\$8,832.49
Total	Total			\$8,832.49	\$0.00	\$8,832.49

Proposed Accomplishments

Households (General) : 1

Actual Accomplishments

Number assisted:

	Owner		Renter		Total		Person	
	Total	Hispanic	Total	Hispanic	Total	Hispanic	Total	Hispanic
White:	1	0	0	0	1	0	0	0
Black/African American:	0	0	0	0	0	0	0	0
Asian:	0	0	0	0	0	0	0	0
American Indian/Alaskan Native:	0	0	0	0	0	0	0	0
Native Hawaiian/Other Pacific Islander:	0	0	0	0	0	0	0	0
American Indian/Alaskan Native & White:	0	0	0	0	0	0	0	0
Asian White:	0	0	0	0	0	0	0	0
Black/African American & White:	0	0	0	0	0	0	0	0
American Indian/Alaskan Native & Black/African American:	0	0	0	0	0	0	0	0
Other multi-racial:	0	0	0	0	0	0	0	0
Asian/Pacific Islander:	0	0	0	0	0	0	0	0
Hispanic:	0	0	0	0	0	0	0	0
Total:	1	0	0	0	1	0	0	0
Female-headed Households:	0		0		0			



U.S. Department of Housing and Urban Development
Office of Community Planning and Development
Integrated Disbursement and Information System
CDBG Activity Summary Report (GPR) for Program Year 2017
BRYAN

Date: 14-Dec-2018
Time: 11:37
Page: 31

Income Category:

	Owner	Renter	Total	Person
Extremely Low	0	0	0	0
Low Mod	1	0	1	0
Moderate	0	0	0	0
Non Low Moderate	0	0	0	0
Total	1	0	1	0
Percent Low/Mod	100.0%		100.0%	

Annual Accomplishments

<u>Years</u>	<u>Accomplishment Narrative</u>	<u># Benefiting</u>
2015	Provided home buyer's assistance to one eligible and qualified household for down payment assistance. Provided \$7500 in down payment for one owner occupied home within the city limits of Bryan TX.	



U.S. Department of Housing and Urban Development
 Office of Community Planning and Development
 Integrated Disbursement and Information System
 CDBG Activity Summary Report (GPR) for Program Year 2017
 BRYAN

Date: 14-Dec-2018
 Time: 11:37
 Page: 32

PGM Year: 2017
Project: 0002 - Administration CDBG
IDIS Activity: 1001 - CDBG Administration
Status: Completed 11/28/2018 12:00:00 AM
Location: .

Objective:
Outcome:
Matrix Code: General Program Administration (21A) **National Objective:**

Initial Funding Date: 01/04/2018

Description:

Expenditures related to administration of Community Development Block Grant and Home Investment Partnership Program that are not attributed to project specific cost, such as eligible supplies, rent, salaries/benefits, trainings, etc.

Financing

	Fund Type	Grant Year	Grant	Funded Amount	Drawn In Program Year	Drawn Thru Program Year
CDBG	EN	2017	B17MC480006	\$159,541.99	\$159,541.99	\$159,541.99
Total	Total			\$159,541.99	\$159,541.99	\$159,541.99

Proposed Accomplishments

Actual Accomplishments

Number assisted:

	Owner		Renter		Total		Person	
	Total	Hispanic	Total	Hispanic	Total	Hispanic	Total	Hispanic
White:					0	0		
Black/African American:					0	0		
Asian:					0	0		
American Indian/Alaskan Native:					0	0		
Native Hawaiian/Other Pacific Islander:					0	0		
American Indian/Alaskan Native & White:					0	0		
Asian White:					0	0		
Black/African American & White:					0	0		
American Indian/Alaskan Native & Black/African American:					0	0		
Other multi-racial:					0	0		
Asian/Pacific Islander:					0	0		
Hispanic:					0	0		
Total:	0	0	0	0	0	0	0	0
Female-headed Households:					0			



U.S. Department of Housing and Urban Development
Office of Community Planning and Development
Integrated Disbursement and Information System
CDBG Activity Summary Report (GPR) for Program Year 2017
BRYAN

Date: 14-Dec-2018
Time: 11:37
Page: 33

Income Category:

	Owner	Renter	Total	Person
Extremely Low			0	
Low Mod			0	
Moderate			0	
Non Low Moderate			0	
Total	0	0	0	0
Percent Low/Mod				

Annual Accomplishments

No data returned for this view. This might be because the applied filter excludes all data.



U.S. Department of Housing and Urban Development
 Office of Community Planning and Development
 Integrated Disbursement and Information System
 CDBG Activity Summary Report (GPR) for Program Year 2017
 BRYAN

Date: 14-Dec-2018
 Time: 11:37
 Page: 34

PGM Year: 2017
Project: 0001 - Home Owner Housing Assistance - CDBG
IDIS Activity: 1002 - Home Owner Housing Assistance CDBG

Status: Open **Objective:** Provide decent affordable housing
Location: 505 N Houston Ave Bryan, TX 77803-4141 **Outcome:** Affordability
Matrix Code: Rehab; Single-Unit Residential (14A) **National Objective:** LMH

Initial Funding Date: 01/04/2018

Description:

Addresses Objectives 1, 2, 3 & 4 of the Affordable Housing Plan and Objective 1 & 2 of the Homeless Plan of Bryan's CP. While CDBG is primary funding source, rehabilitation/reconstruction recipients contribute to project costs. Funds will provide a minimum of 24 families housing assistance in a variety of ways, to include: infrastructure, housing developments, replacement, handicap accessibility, minor repair, acquisition, voluntary demolition, homebuyer assistance, staff program delivery, and other costs necessary to carry out program activities (Outcome objective: decent housing availability/accessibility).

Financing

	Fund Type	Grant Year	Grant	Funded Amount	Drawn In Program Year	Drawn Thru Program Year
CDBG	EN	2017	B17MC480006	\$343,116.82	\$101,756.75	\$101,756.75
Total	Total			\$343,116.82	\$101,756.75	\$101,756.75

Proposed Accomplishments

Housing Units : 24

Actual Accomplishments

Number assisted:

	Owner		Renter		Total		Person	
	Total	Hispanic	Total	Hispanic	Total	Hispanic	Total	Hispanic
White:	3	1	0	0	3	1	0	0
Black/African American:	7	0	0	0	7	0	0	0
Asian:	0	0	0	0	0	0	0	0
American Indian/Alaskan Native:	0	0	0	0	0	0	0	0
Native Hawaiian/Other Pacific Islander:	0	0	0	0	0	0	0	0
American Indian/Alaskan Native & White:	0	0	0	0	0	0	0	0
Asian White:	0	0	0	0	0	0	0	0
Black/African American & White:	0	0	0	0	0	0	0	0
American Indian/Alaskan Native & Black/African American:	0	0	0	0	0	0	0	0
Other multi-racial:	0	0	0	0	0	0	0	0
Asian/Pacific Islander:	0	0	0	0	0	0	0	0
Hispanic:	0	0	0	0	0	0	0	0



U.S. Department of Housing and Urban Development
 Office of Community Planning and Development
 Integrated Disbursement and Information System
 CDBG Activity Summary Report (GPR) for Program Year 2017
 BRYAN

Date: 14-Dec-2018
 Time: 11:37
 Page: 35

Total:	10	1	0	0	10	1	0	0
Female-headed Households:	5		0		5			
<i>Income Category:</i>								
	Owner	Renter	Total	Person				
Extremely Low	6	0	6	0				
Low Mod	3	0	3	0				
Moderate	1	0	1	0				
Non Low Moderate	0	0	0	0				
Total	10	0	10	0				
Percent Low/Mod	100.0%		100.0%					

Annual Accomplishments

Years	Accomplishment Narrative	# Benefiting
2017	The Minor Repair programs provides owner occupied home repairs for eligible and qualified homeowners who reside within the city limits of Bryan. The program is a grant program and households are provided assistance with the application process, review of scope of work and completion of work. The program provides limited repairs primarily roofs, electrical, plumbing, etc. to assist with the homeowner remaining in a safe and healthy environment. This activity provided 10 minor repairs and will not be completed until the 2018/2019 year.	



U.S. Department of Housing and Urban Development
 Office of Community Planning and Development
 Integrated Disbursement and Information System
 CDBG Activity Summary Report (GPR) for Program Year 2017
 BRYAN

Date: 14-Dec-2018
 Time: 11:37
 Page: 36

PGM Year: 2017
Project: 0003 - Bryan Parks & Recreation Summer Camp
IDIS Activity: 1003 - Summer Parks PSA program

Status: Completed 11/13/2018 12:00:00 AM
Location: 1309 E Martin Luther King Jr St Bryan, TX 77803-7437
Objective: Provide decent affordable housing
Outcome: Affordability
Matrix Code: Youth Services (05D) **National Objective:** LMC

Initial Funding Date: 01/04/2018

Description:

Summer Park program for primarily low and moderate income youth.
 Provides for eligible expenses including salaries, supplies, equipment, and transportation.
 Offered in neighborhood parks and provides educational, social, and recreational activities to approximately 685 unduplicated clients.
 CDBG represents approximately 33% of this activity's budget.

Financing

	Fund Type	Grant Year	Grant	Funded Amount	Drawn In Program Year	Drawn Thru Program Year
CDBG	EN	2017	B17MC480006	\$31,867.93	\$31,867.93	\$31,867.93
Total	Total			\$31,867.93	\$31,867.93	\$31,867.93

Proposed Accomplishments

People (General) : 685

Actual Accomplishments

Number assisted:

	Owner		Renter		Total		Person	
	Total	Hispanic	Total	Hispanic	Total	Hispanic	Total	Hispanic
White:	0	0	0	0	0	0	179	121
Black/African American:	0	0	0	0	0	0	232	17
Asian:	0	0	0	0	0	0	5	0
American Indian/Alaskan Native:	0	0	0	0	0	0	3	3
Native Hawaiian/Other Pacific Islander:	0	0	0	0	0	0	0	0
American Indian/Alaskan Native & White:	0	0	0	0	0	0	3	0
Asian White:	0	0	0	0	0	0	0	0
Black/African American & White:	0	0	0	0	0	0	37	14
American Indian/Alaskan Native & Black/African American:	0	0	0	0	0	0	1	0
Other multi-racial:	0	0	0	0	0	0	21	15
Asian/Pacific Islander:	0	0	0	0	0	0	0	0
Hispanic:	0	0	0	0	0	0	0	0
Total:	0	0	0	0	0	0	481	170



U.S. Department of Housing and Urban Development
 Office of Community Planning and Development
 Integrated Disbursement and Information System
 CDBG Activity Summary Report (GPR) for Program Year 2017
 BRYAN

Date: 14-Dec-2018
 Time: 11:37
 Page: 37

Female-headed Households:	0	0	0
<i>Income Category:</i>			
	Owner	Renter	Total
Extremely Low	0	0	0
Low Mod	0	0	0
Moderate	0	0	0
Non Low Moderate	0	0	0
Total	0	0	0
Percent Low/Mod	92.3%		

Annual Accomplishments

Years	Accomplishment Narrative	# Benefitting
2017	The summer Park program served primarily low and moderate income youth with recreational, educational and culturally diverse activities in several low/moderate area parks. The program provided for eligible expenses including salaries, supplies, equipment, and transportation. These activities in neighborhood parks (educational, social, and recreational activities) served 481` unduplicated clients. CDBG represents approximately 33% of this activity's budget. Lower than average participation was attributed to the extremely high summer heat.	



U.S. Department of Housing and Urban Development
 Office of Community Planning and Development
 Integrated Disbursement and Information System
 CDBG Activity Summary Report (GPR) for Program Year 2017
 BRYAN

Date: 14-Dec-2018
 Time: 11:37
 Page: 38

PGM Year: 2017
Project: 0008 - Family Promise Family Support Services Program
IDIS Activity: 1004 - Family Promise PSA Family Support
Status: Completed 11/13/2018 12:00:00 AM
Location: 1401 W Martin Luther King Jr St Bryan, TX 77803-5712

Objective: Create suitable living environments
Outcome: Availability/accessibility
Matrix Code: Other Public Services Not Listed in 05A-05Y, 03T (05Z) **National Objective:** LMC

Initial Funding Date: 01/04/2018

Description:

Family Promise works with local church volunteers to provide homeless families a family type shelter environment, short and long term case management and follow up to stabilize families.
 Funds provides for eligible expenses of contract labor for case management and support services following housing placement of homeless clients.
 The program will serve an estimated 125 unduplicated clients.
 CDBG represents 100% of this activity's budget.

Financing

	Fund Type	Grant Year	Grant	Funded Amount	Drawn In Program Year	Drawn Thru Program Year
CDBG	EN	2017	B17MC480006	\$16,235.00	\$16,235.00	\$16,235.00
Total	Total			\$16,235.00	\$16,235.00	\$16,235.00

Proposed Accomplishments

People (General) : 125

Actual Accomplishments

Number assisted:

	Owner		Renter		Total		Person	
	Total	Hispanic	Total	Hispanic	Total	Hispanic	Total	Hispanic
White:	0	0	0	0	0	0	27	17
Black/African American:	0	0	0	0	0	0	99	3
Asian:	0	0	0	0	0	0	0	0
American Indian/Alaskan Native:	0	0	0	0	0	0	0	0
Native Hawaiian/Other Pacific Islander:	0	0	0	0	0	0	0	0
American Indian/Alaskan Native & White:	0	0	0	0	0	0	0	0
Asian White:	0	0	0	0	0	0	0	0
Black/African American & White:	0	0	0	0	0	0	4	0
American Indian/Alaskan Native & Black/African American:	0	0	0	0	0	0	0	0
Other multi-racial:	0	0	0	0	0	0	2	0
Asian/Pacific Islander:	0	0	0	0	0	0	0	0
Hispanic:	0	0	0	0	0	0	0	0



U.S. Department of Housing and Urban Development
 Office of Community Planning and Development
 Integrated Disbursement and Information System
 CDBG Activity Summary Report (GPR) for Program Year 2017
 BRYAN

Date: 14-Dec-2018
 Time: 11:37
 Page: 39

Total:	0	0	0	0	0	0	132	20
Female-headed Households:	0		0		0			
<i>Income Category:</i>								
	Owner	Renter	Total		Person			
Extremely Low	0	0	0		132			
Low Mod	0	0	0		0			
Moderate	0	0	0		0			
Non Low Moderate	0	0	0		0			
Total	0	0	0		132			
Percent Low/Mod					100.0%			

Annual Accomplishments

Years	Accomplishment Narrative	# Benefiting
2017	Family Promise provided shelter and case management to homeless families. They worked with local church volunteers to provide homeless families a family type shelter environment and have located in a permanent location, a renovated school building. Funds provided were for eligible expenses of case management services (through contracted services) following housing placement of homeless clients. The program served 132 unduplicated clients. CDBG represents 100% of this activity's budget.	



U.S. Department of Housing and Urban Development
 Office of Community Planning and Development
 Integrated Disbursement and Information System
 CDBG Activity Summary Report (GPR) for Program Year 2017
 BRYAN

Date: 14-Dec-2018
 Time: 11:37
 Page: 40

PGM Year: 2017
Project: 0009 - Twin City Mission The Bridge Case Management Assistance Program
IDIS Activity: 1005 - Twin City Mission Bridge PSA program

Status: Completed 11/13/2018 12:00:00 AM
Location: 2505 S College Ave Bryan, TX 77801-2118
Objective: Create suitable living environments
Outcome: Availability/accessibility
Matrix Code: Other Public Services Not Listed in 05A-05Y, 03T (05Z) **National Objective:** LMC

Initial Funding Date: 01/04/2018

Description:

Twin City Mission the Bridge program provides emergency shelter and intensive case management for exclusively homeless individuals. Funds provide for eligible salary and benefits for case manager providing goal planning and other support services to include assistance with identification, prescriptions, clothing, education, and other services. The program will serve an estimated 600 unduplicated clients. CDBG represents 3% of this activity's budget.

Financing

	Fund Type	Grant Year	Grant	Funded Amount	Drawn In Program Year	Drawn Thru Program Year
CDBG	EN	2017	B17MC480006	\$24,682.00	\$24,682.00	\$24,682.00
Total	Total			\$24,682.00	\$24,682.00	\$24,682.00

Proposed Accomplishments

People (General) : 600

Actual Accomplishments

Number assisted:

	Owner		Renter		Total		Person	
	Total	Hispanic	Total	Hispanic	Total	Hispanic	Total	Hispanic
White:	0	0	0	0	0	0	386	81
Black/African American:	0	0	0	0	0	0	274	13
Asian:	0	0	0	0	0	0	2	0
American Indian/Alaskan Native:	0	0	0	0	0	0	11	4
Native Hawaiian/Other Pacific Islander:	0	0	0	0	0	0	1	0
American Indian/Alaskan Native & White:	0	0	0	0	0	0	9	3
Asian White:	0	0	0	0	0	0	1	1
Black/African American & White:	0	0	0	0	0	0	11	0
American Indian/Alaskan Native & Black/African American:	0	0	0	0	0	0	2	0
Other multi-racial:	0	0	0	0	0	0	1	1
Asian/Pacific Islander:	0	0	0	0	0	0	0	0
Hispanic:	0	0	0	0	0	0	0	0



U.S. Department of Housing and Urban Development
 Office of Community Planning and Development
 Integrated Disbursement and Information System
 CDBG Activity Summary Report (GPR) for Program Year 2017
 BRYAN

Date: 14-Dec-2018
 Time: 11:37
 Page: 42

PGM Year: 2017
Project: 0010 - Catholic Charities Financial Stability Program
IDIS Activity: 1006 - Catholic Charities PSA Financial Stability
Status: Completed 11/13/2018 12:00:00 AM
Location: 1410 Cavitt Ave Bryan, TX 77801-1201
Objective: Create suitable living environments
Outcome: Availability/accessibility
Matrix Code: Other Public Services Not Listed in 05A-05Y, 03T (05Z) **National Objective:** LMC

Initial Funding Date: 01/04/2018

Description:

Catholic Charities provides direct financial stability to individuals in financial crisis including referrals to additional financial coaching budgeting and management. Funds provide for eligible expenses (salaries and benefits, rent, utilities, etc.). The program assists clients with rent and utility assistance, case management, referrals and education. The program will serve an estimated 340 unduplicated clients. CDBG represents approximately 13% of this activity's budget.

Financing

	Fund Type	Grant Year	Grant	Funded Amount	Drawn In Program Year	Drawn Thru Program Year
CDBG	EN	2017	B17MC480006	\$22,121.00	\$22,121.00	\$22,121.00
Total	Total			\$22,121.00	\$22,121.00	\$22,121.00

Proposed Accomplishments

People (General) : 340

Actual Accomplishments

Number assisted:

	Owner		Renter		Total		Person	
	Total	Hispanic	Total	Hispanic	Total	Hispanic	Total	Hispanic
White:	0	0	0	0	0	0	208	174
Black/African American:	0	0	0	0	0	0	119	1
Asian:	0	0	0	0	0	0	0	0
American Indian/Alaskan Native:	0	0	0	0	0	0	9	5
Native Hawaiian/Other Pacific Islander:	0	0	0	0	0	0	0	0
American Indian/Alaskan Native & White:	0	0	0	0	0	0	1	0
Asian White:	0	0	0	0	0	0	1	0
Black/African American & White:	0	0	0	0	0	0	31	2
American Indian/Alaskan Native & Black/African American:	0	0	0	0	0	0	2	0
Other multi-racial:	0	0	0	0	0	0	0	0
Asian/Pacific Islander:	0	0	0	0	0	0	0	0
Hispanic:	0	0	0	0	0	0	0	0



U.S. Department of Housing and Urban Development
 Office of Community Planning and Development
 Integrated Disbursement and Information System
 CDBG Activity Summary Report (GPR) for Program Year 2017
 BRYAN

Date: 14-Dec-2018
 Time: 11:37
 Page: 44

PGM Year: 2017
Project: 0011 - Brazos Valley Rehab Center Counseling and Case Management
IDIS Activity: 1007 - Brazos Rehab PSA Counseling Case Management

Status: Completed 11/13/2018 12:00:00 AM
Location: 1318 Memorial Dr Bryan, TX 77802-5215
Objective: Create suitable living environments
Outcome: Availability/accessibility
Matrix Code: Other Public Services Not Listed in 05A-05Y, 03T (05Z) **National Objective:** LMC

Initial Funding Date: 01/04/2018

Description:

Brazos Valley Rehabilitation Agency through the Counseling and Case Management program provides direct services to low and moderate income disabled individuals including counseling, case management and financial education to assist in self sufficiency. Funds provide for eligible expenses of social worker contract hours and travel/mileage expenses to provide in-home services to clients. The program will serve an estimated 400 unduplicated clients. CDBG represents 40% of this activity's budget.

Financing

	Fund Type	Grant Year	Grant	Funded Amount	Drawn In Program Year	Drawn Thru Program Year
CDBG	EN	2017	B17MC480008	\$23,872.00	\$23,872.00	\$23,872.00
Total	Total			\$23,872.00	\$23,872.00	\$23,872.00

Proposed Accomplishments

People (General) : 200

Actual Accomplishments

Number assisted:

	Owner		Renter		Total		Person	
	Total	Hispanic	Total	Hispanic	Total	Hispanic	Total	Hispanic
White:	0	0	0	0	0	0	194	74
Black/African American:	0	0	0	0	0	0	18	0
Asian:	0	0	0	0	0	0	0	0
American Indian/Alaskan Native:	0	0	0	0	0	0	0	0
Native Hawaiian/Other Pacific Islander:	0	0	0	0	0	0	0	0
American Indian/Alaskan Native & White:	0	0	0	0	0	0	0	0
Asian White:	0	0	0	0	0	0	7	0
Black/African American & White:	0	0	0	0	0	0	0	0
American Indian/Alaskan Native & Black/African American:	0	0	0	0	0	0	0	0
Other multi-racial:	0	0	0	0	0	0	0	0
Asian/Pacific Islander:	0	0	0	0	0	0	0	0
Hispanic:	0	0	0	0	0	0	0	0



U.S. Department of Housing and Urban Development
 Office of Community Planning and Development
 Integrated Disbursement and Information System
 CDBG Activity Summary Report (GPR) for Program Year 2017
 BRYAN

Date: 14-Dec-2018
 Time: 11:37
 Page: 45

Total:	0	0	0	0	0	0	219	74
Female-headed Households:	0		0		0			
<i>Income Category:</i>								
	Owner	Renter	Total		Person			
Extremely Low	0	0	0		114			
Low Mod	0	0	0		29			
Moderate	0	0	0		11			
Non Low Moderate	0	0	0		65			
Total	0	0	0		219			
Percent Low/Mod					70.3%			

Annual Accomplishments

Years	Accomplishment Narrative	# Benefitting
2017	Brazos Valley Rehabilitation Agency through the Counseling and Case Management program provided direct services to 219 low and moderate income disabled individuals including counseling, case management and financial education to assist in self sufficiency. Funds provided were for eligible expenses of social worker contract hours and travel/mileage expenses to provide in-home services to clients. CDBG represents 40% of this activity's budget.	



U.S. Department of Housing and Urban Development
 Office of Community Planning and Development
 Integrated Disbursement and Information System
 CDBG Activity Summary Report (GPR) for Program Year 2017
 BRYAN

Date: 14-Dec-2018
 Time: 11:37
 Page: 46

PGM Year: 2017
Project: 0001 - Home Owner Housing Assistance - CDBG
IDIS Activity: 1014 - CDHB16 - Direct Homeownership Assistance

Status: Completed 11/21/2018 12:00:00 AM
Location: 1124 E 21st St Bryan, TX 77803-2806
Objective: Provide decent affordable housing
Outcome: Affordability
Matrix Code: Homeownership Assistance-excluding Housing Counseling under 24 CFR 5.100 (13B)
National Objective: LMH

Initial Funding Date: 06/22/2018

Description:

CDBG Homebuyer Assistance provides counseling and down payment assistance to families seeking to purchase a home within the city limits of Bryan, TX. Down payment is provided up to \$7,500 or up to \$14,000 if a home is purchased that the developerbuilder has a developer agreement with the city. Financial ratios are reviewed to determine front in and back in ratios to ensure the family can make their mortgage payment. A second lien is place on the home after the 1st lien for the mortgage.

Financing

	Fund Type	Grant Year	Grant	Funded Amount	Drawn In Program Year	Drawn Thru Program Year
CDBG	EN	2017	B17MC480006	\$8,019.63	\$8,019.63	\$8,019.63
	PI			\$1,493.44	\$1,493.44	\$1,493.44
Total	Total			\$9,513.07	\$9,513.07	\$9,513.07

Proposed Accomplishments

Households (General) : 1

Actual Accomplishments

Number assisted:

	Owner		Renter		Total		Person	
	Total	Hispanic	Total	Hispanic	Total	Hispanic	Total	Hispanic
White:	1	1	0	0	1	1	0	0
Black/African American:	0	0	0	0	0	0	0	0
Asian:	0	0	0	0	0	0	0	0
American Indian/Alaskan Native:	0	0	0	0	0	0	0	0
Native Hawaiian/Other Pacific Islander:	0	0	0	0	0	0	0	0
American Indian/Alaskan Native & White:	0	0	0	0	0	0	0	0
Asian White:	0	0	0	0	0	0	0	0
Black/African American & White:	0	0	0	0	0	0	0	0
American Indian/Alaskan Native & Black/African American:	0	0	0	0	0	0	0	0
Other multi-racial:	0	0	0	0	0	0	0	0
Asian/Pacific Islander:	0	0	0	0	0	0	0	0
Hispanic:	0	0	0	0	0	0	0	0



U.S. Department of Housing and Urban Development
 Office of Community Planning and Development
 Integrated Disbursement and Information System
 CDBG Activity Summary Report (GPR) for Program Year 2017
 BRYAN

Date: 14-Dec-2018
 Time: 11:37
 Page: 47

Total:									
	1	1	0	0	1	1	0	0	
Female-headed Households:	0		0		0				
<i>Income Category:</i>									
	Owner	Renter	Total	Person					
Extremely Low	0	0	0	0					
Low Mod	0	0	0	0					
Moderate	1	0	1	0					
Non Low Moderate	0	0	0	0					
Total	1	0	1	0					
Percent Low/Mod	100.0%		100.0%						

Annual Accomplishments

Years	Accomplishment Narrative	# Benefiting
2015		
2017	Provided Home Buyer's assistance to one eligible and qualified household to purchase owner occupied house within the city limits of Bryan. Household was provided counseling and down payment assistance. Finances were reviewed to determine qualified rations for principal, interest, insurance, taxes and consumer debt to ensure family can pay mortgage and maintain home. The down payment is a deferred loan and will be paid back if the family moves or the house is sold. A second lien was placed on the home, after the 1st lien for the mortgage.	



U.S. Department of Housing and Urban Development
 Office of Community Planning and Development
 Integrated Disbursement and Information System
 CDBG Activity Summary Report (GPR) for Program Year 2017
 BRYAN

Date: 14-Dec-2018
 Time: 11:37
 Page: 48

PGM Year: 2017
Project: 0001 - Home Owner Housing Assistance - CDBG
IDIS Activity: 1015 - CDHB17 - Direct Homeownership Assistance

Status: Completed 11/21/2018 12:00:00 AM
Location: 1009 Dale St Bryan, TX 77803-2883
Objective: Provide decent affordable housing
Outcome: Affordability
Matrix Code: Homeownership Assistance-excluding Housing Counseling under 24 CFR 5.100 (13B)
National Objective: LMH

Initial Funding Date: 06/22/2018

Description:

CDBG Homebuyer Assistance under Home Owner Assistance Program acquisition of a newly constructed single-family, 3 bedroom home.

Financing

	Fund Type	Grant Year	Grant	Funded Amount	Drawn In Program Year	Drawn Thru Program Year
CDBG	EN	2017	B17MC480008	\$9,167.70	\$9,167.70	\$9,167.70
Total	Total			\$9,167.70	\$9,167.70	\$9,167.70

Proposed Accomplishments

Households (General) : 1

Actual Accomplishments

Number assisted:

	Owner		Renter		Total		Person	
	Total	Hispanic	Total	Hispanic	Total	Hispanic	Total	Hispanic
White:	0	0	0	0	0	0	0	0
Black/African American:	1	0	0	0	1	0	0	0
Asian:	0	0	0	0	0	0	0	0
American Indian/Alaskan Native:	0	0	0	0	0	0	0	0
Native Hawaiian/Other Pacific Islander:	0	0	0	0	0	0	0	0
American Indian/Alaskan Native & White:	0	0	0	0	0	0	0	0
Asian White:	0	0	0	0	0	0	0	0
Black/African American & White:	0	0	0	0	0	0	0	0
American Indian/Alaskan Native & Black/African American:	0	0	0	0	0	0	0	0
Other multi-racial:	0	0	0	0	0	0	0	0
Asian/Pacific Islander:	0	0	0	0	0	0	0	0
Hispanic:	0	0	0	0	0	0	0	0
Total:	1	0	0	0	1	0	0	0
Female-headed Households:	0		0		0			



U.S. Department of Housing and Urban Development
Office of Community Planning and Development
Integrated Disbursement and Information System
CDBG Activity Summary Report (GPR) for Program Year 2017
BRYAN

Date: 14-Dec-2018
Time: 11:37
Page: 49

Income Category:

	Owner	Renter	Total	Person
Extremely Low	0	0	0	0
Low Mod	1	0	1	0
Moderate	0	0	0	0
Non Low Moderate	0	0	0	0
Total	1	0	1	0
Percent Low/Mod	100.0%		100.0%	

Annual Accomplishments

<u>Years</u>	<u>Accomplishment Narrative</u>	<u># Benefitting</u>
2017	Provided Home Buyer's assistance to one eligible and qualified household to purchase owner occupied house within the city limits of Bryan. Household was provided counseling and down payment assistance. Finances were reviewed to determine qualified rations for principal, interest, insurance, taxes and consumer debt to ensure family can pay mortgage and maintain home. The down payment is a deferred loan and will be paid back if the family moves or the house is sold. A second lien was placed on the home, after the 1st lien for the mortgage.	



U.S. Department of Housing and Urban Development
 Office of Community Planning and Development
 Integrated Disbursement and Information System
 CDBG Activity Summary Report (GPR) for Program Year 2017
 BRYAN

Date: 14-Dec-2018
 Time: 11:37
 Page: 50

PGM Year: 2017
Project: 0001 - Home Owner Housing Assistance - CDBG
IDIS Activity: 1018 - CDHB18-Home Ownership Assistance

Status: Completed 11/21/2018 12:00:00 AM
Location: 1015 Dansby St 1015 Dansby Bryan, TX 77803-2818
Objective: Provide decent affordable housing
Outcome: Affordability
Matrix Code: Homeownership Assistance-excluding Housing Counseling under 24 CFR 5.100 (13B)
National Objective: LMH

Initial Funding Date: 08/16/2018

Description:

CDBG Home-buyer Assistance under Home Owner Assistance Program acquisition of newly constructed single-family,-4 bedroom home.

Financing

	Fund Type	Grant Year	Grant	Funded Amount	Drawn In Program Year	Drawn Thru Program Year
CDBG	EN	2017	B17MC480006	\$6,920.97	\$6,920.97	\$6,920.97
	PI			\$1,646.44	\$1,646.44	\$1,646.44
Total	Total			\$8,567.41	\$8,567.41	\$8,567.41

Proposed Accomplishments

Households (General) : 1

Actual Accomplishments

Number assisted:

	Owner		Renter		Total		Person	
	Total	Hispanic	Total	Hispanic	Total	Hispanic	Total	Hispanic
White:	1	1	0	0	1	1	0	0
Black/African American:	0	0	0	0	0	0	0	0
Asian:	0	0	0	0	0	0	0	0
American Indian/Alaskan Native:	0	0	0	0	0	0	0	0
Native Hawaiian/Other Pacific Islander:	0	0	0	0	0	0	0	0
American Indian/Alaskan Native & White:	0	0	0	0	0	0	0	0
Asian White:	0	0	0	0	0	0	0	0
Black/African American & White:	0	0	0	0	0	0	0	0
American Indian/Alaskan Native & Black/African American:	0	0	0	0	0	0	0	0
Other multi-racial:	0	0	0	0	0	0	0	0
Asian/Pacific Islander:	0	0	0	0	0	0	0	0
Hispanic:	0	0	0	0	0	0	0	0
Total:	1	1	0	0	1	1	0	0
Female-headed Households:	0		0		0			



U.S. Department of Housing and Urban Development
Office of Community Planning and Development
Integrated Disbursement and Information System
CDBG Activity Summary Report (GPR) for Program Year 2017
BRYAN

Date: 14-Dec-2018
Time: 11:37
Page: 51

Income Category:

	Owner	Renter	Total	Person
Extremely Low	0	0	0	0
Low Mod	0	0	0	0
Moderate	1	0	1	0
Non Low Moderate	0	0	0	0
Total	1	0	1	0
Percent Low/Mod	100.0%		100.0%	

Annual Accomplishments

<u>Years</u>	<u>Accomplishment Narrative</u>	<u># Benefiting</u>
2017	Provided Home Buyer's assistance to one eligible and qualified household to purchase owner occupied house within the city limits of Bryan. Household was provided counseling and down payment assistance. Finances were reviewed to determine qualified rations for principal, interest, insurance, taxes and consumer debt to ensure family can pay mortgage and maintain home. The down payment is a deferred loan and will be paid back if the family moves or the house is sold. A second lien was placed on the home, after the 1st lien for the mortgage.	



U.S. Department of Housing and Urban Development
Office of Community Planning and Development
Integrated Disbursement and Information System
CDBG Activity Summary Report (GPR) for Program Year 2017
BRYAN

Date: 14-Dec-2018
Time: 11:37
Page: 53

Extremely Low	0	0	0	0
Low Mod	0	0	0	0
Moderate	0	0	0	0
Non Low Moderate	0	0	0	0
Total	0	0	0	0
Percent Low/Mod				

Annual Accomplishments

No data returned for this view. This might be because the applied filter excludes all data.



U.S. Department of Housing and Urban Development
 Office of Community Planning and Development
 Integrated Disbursement and Information System
 CDBG Activity Summary Report (GPR) for Program Year 2017
 BRYAN

Date: 14-Dec-2018
 Time: 11:37
 Page: 54

PGM Year: 2017
Project: 0001 - Home Owner Housing Assistance - CDBG
IDIS Activity: 1021 - CDHB19 - Direct Homeownership Assistance

Status: Completed 11/21/2018 12:00:00 AM
Location: 1126 E 21st St Bryan, TX 77803-2806
Objective: Provide decent affordable housing
Outcome: Affordability
Matrix Code: Homeownership Assistance-excluding Housing Counseling under 24 CFR 5.100 (13B)
National Objective: LMH

Initial Funding Date: 09/12/2018

Description:

CDBG Homebuyer Assistance under HOME Owner Assistance Program acquisition of a newly constructed single-family, 3 bedroom home.

Financing

	Fund Type	Grant Year	Grant	Funded Amount	Drawn In Program Year	Drawn Thru Program Year
CDBG	EN	2017	B17MC480006	\$5,699.46	\$5,699.46	\$5,699.46
	PI			\$2,386.44	\$2,386.44	\$2,386.44
Total	Total			\$8,085.90	\$8,085.90	\$8,085.90

Proposed Accomplishments

Households (General) : 1

Actual Accomplishments

Number assisted:

	Owner		Renter		Total		Person	
	Total	Hispanic	Total	Hispanic	Total	Hispanic	Total	Hispanic
White:	1	1	0	0	1	1	0	0
Black/African American:	0	0	0	0	0	0	0	0
Asian:	0	0	0	0	0	0	0	0
American Indian/Alaskan Native:	0	0	0	0	0	0	0	0
Native Hawaiian/Other Pacific Islander:	0	0	0	0	0	0	0	0
American Indian/Alaskan Native & White:	0	0	0	0	0	0	0	0
Asian White:	0	0	0	0	0	0	0	0
Black/African American & White:	0	0	0	0	0	0	0	0
American Indian/Alaskan Native & Black/African American:	0	0	0	0	0	0	0	0
Other multi-racial:	0	0	0	0	0	0	0	0
Asian/Pacific Islander:	0	0	0	0	0	0	0	0
Hispanic:	0	0	0	0	0	0	0	0
Total:	1	1	0	0	1	1	0	0
Female-headed Households:	0		0		0			



U.S. Department of Housing and Urban Development
Office of Community Planning and Development
Integrated Disbursement and Information System
CDBG Activity Summary Report (GPR) for Program Year 2017
BRYAN


Date: 14-Dec-2018
Time: 11:37
Page: 55

Income Category:

	Owner	Renter	Total	Person
Extremely Low	0	0	0	0
Low Mod	0	0	0	0
Moderate	1	0	1	0
Non Low Moderate	0	0	0	0
Total	1	0	1	0
Percent Low/Mod	100.0%		100.0%	

Annual Accomplishments

Years	Accomplishment Narrative	# Benefiting
2015		
2017	Provided Home Buyer's assistance to one eligible and qualified household to purchase owner occupied house within the city limits of Bryan. Household was provided counseling and down payment assistance. Finances were reviewed to determine qualified rations for principal, interest, insurance, taxes and consumer debt to ensure family can pay mortgage and maintain home. The down payment is a deferred loan and will be paid back if the family moves or the house is sold. A second lien was placed on the home, after the 1st lien for the mortgage.	



U.S. Department of Housing and Urban Development
Office of Community Planning and Development
Integrated Disbursement and Information System
CDBG Activity Summary Report (GPR) for Program Year 2017
BRYAN

Date: 14-Dec-2018
Time: 11:37
Page: 56

Total Funded Amount:	\$9,281,525.11
Total Drawn Thru Program Year:	\$8,984,946.45
Total Drawn In Program Year:	\$916,858.57

IDIS - PR10

U.S. Department of Housing and Urban Development
 Office of Community Planning and Development
 Integrated Disbursement and Information System
 CDBG Housing Activities
 BRYAN, TX

DATE: 11-30-18
 TIME: 11:09
 PAGE: 1

PGM YEAR	PROJ ID	IDIS ACT ID	ACTIVITY NAME	STATUS	MTX NTL		Total EST. AMT	% CDBG	CDBG DRAWN AMOUNT	OCCUPIED TOTAL	UNITS L/M	% L/M	CUMULATIVE OCCUPIED UNITS	
					CD	OBJ							OWNER	RENTER
2017	6733	1002	Home Owner Housing Assistance CDBG	OPEN	14A	LMH	343,116.82	29.7	101,756.75	10	10	100.0	10	0
2017	6733	1020	CDRE05 - CDBG Home Owner Housing Assistance Rehabilitation	OPEN	14A	LMH	60,000.00	0.0	4,781.41	0	0	0.0	0	0
2017 TOTALS: BUDGETED/UNDERWAY							403,116.82	26.4	106,538.16	10	10	100.0	10	0
COMPLETED							0.00	0.0	0.00	0	0	0.0	0	0
							403,116.82	26.4	106,538.16	10	10	100.0	10	0

PGM YEAR	PROJ ID	IDIS ACT ID	ACTIVITY NAME	STATUS	MTX NTL		Total EST. AMT	% CDBG	CDBG DRAWN AMOUNT	OCCUPIED TOTAL	UNITS L/M	% L/M	CUMULATIVE OCCUPIED UNITS	
					CD	OBJ							OWNER	RENTER
2016	0898	983	ME4001 - Housing Assistance CDBG	COM	14A	LMH	571,804.36	100.0	571,804.36	83	83	100.0	83	0
2016 TOTALS: BUDGETED/UNDERWAY							0.00	0.0	0.00	0	0	0.0	0	0
COMPLETED							571,804.36	100.0	571,804.36	83	83	100.0	83	0
							571,804.36	100.0	571,804.36	83	83	100.0	83	0

PGM YEAR	PROJ ID	IDIS ACT ID	ACTIVITY NAME	STATUS	MTX NTL		Total EST. AMT	% CDBG	CDBG DRAWN AMOUNT	OCCUPIED TOTAL	UNITS L/M	% L/M	CUMULATIVE OCCUPIED UNITS	
					CD	OBJ							OWNER	RENTER
2015	1108	961	Housing Assistance CDBG	COM	14A	LMH	305,912.92	100.0	305,912.92	27	27	100.0	27	0
2015	1108	994	CDRC09 - CDBG Reconstruction	COM	14A	LMH	211,782.53	100.0	211,782.53	1	1	100.0	1	0
2015 TOTALS: BUDGETED/UNDERWAY							0.00	0.0	0.00	0	0	0.0	0	0
COMPLETED							517,695.45	100.0	517,695.45	28	28	100.0	28	0
							517,695.45	100.0	517,695.45	28	28	100.0	28	0

IDIS - PR10

U.S. Department of Housing and Urban Development
 Office of Community Planning and Development
 Integrated Disbursement and Information System
 CDBG Housing Activities
 BRYAN, TX

DATE: 11-30-18
 TIME: 11:09
 PAGE: 2

PGM YEAR	PROJ ID	IDIS ACT ID	ACTIVITY NAME	STATUS	MTX NTL		Total		CDBG DRAWN AMOUNT	OCCUPIED TOTAL	UNITS L/M	% L/M	CUMULATIVE	
					CD	OBJ	EST. AMT	% CDBG					OWNER	RENTER
2014	2445	935	Housing Assistance	COM	14A	LMH	561,676.38	100.0	561,676.38	81	81	100.0	81	0
2014	2445	944	Housing Assistance 2014	OPEN	14A	LMH	0.00	0.0	0.00	0	0	0.0	0	0
2014	2445	972	CDRC08 - CDBG Reconstruction	COM	14A	LMH	158,411.09	100.0	158,411.09	1	1	100.0	1	0
2014 TOTALS: BUDGETED/UNDERWAY							0.00	0.0	0.00	0	0	0.0	0	0
COMPLETED							720,087.47	100.0	720,087.47	82	82	100.0	82	0
							720,087.47	100.0	720,087.47	82	82	100.0	82	0

PGM YEAR	PROJ ID	IDIS ACT ID	ACTIVITY NAME	STATUS	MTX NTL		Total		CDBG DRAWN AMOUNT	OCCUPIED TOTAL	UNITS L/M	% L/M	CUMULATIVE	
					CD	OBJ	EST. AMT	% CDBG					OWNER	RENTER
2013	6832	913	Home Owner's Assistance CDBG Program	COM	14A	LMH	517,820.13	100.0	517,820.13	66	66	100.0	66	0
2013	6832	948	CDBG Reconstruction	COM	14A	LMH	118,398.11	100.0	118,398.11	1	1	100.0	1	0
2013 TOTALS: BUDGETED/UNDERWAY							0.00	0.0	0.00	0	0	0.0	0	0
COMPLETED							636,218.24	100.0	636,218.24	67	67	100.0	67	0
							636,218.24	100.0	636,218.24	67	67	100.0	67	0

PGM YEAR	PROJ ID	IDIS ACT ID	ACTIVITY NAME	STATUS	MTX NTL		Total		CDBG DRAWN AMOUNT	OCCUPIED TOTAL	UNITS L/M	% L/M	CUMULATIVE	
					CD	OBJ	EST. AMT	% CDBG					OWNER	RENTER
2012	8347	885	Home Owner's Assistance CDBG	COM	14A	LMH	552,688.18	100.0	552,688.18	77	77	100.0	77	0
2012	8347	904	Housing Assistance	COM	14A	LMH	169,303.71	100.0	169,303.71	1	1	100.0	1	0
2012 TOTALS: BUDGETED/UNDERWAY							0.00	0.0	0.00	0	0	0.0	0	0
COMPLETED							721,991.89	100.0	721,991.89	78	78	100.0	78	0

IDIS - PR10

U.S. Department of Housing and Urban Development
 Office of Community Planning and Development
 Integrated Disbursement and Information System
 CDBG Housing Activities
 BRYAN, TX

DATE: 11-30-18
 TIME: 11:09
 PAGE: 3

721,991.89 100.0 721,991.89 78 78 100.0 78 0

PGM YEAR	PROJ ID	IDIS ACT ID	ACTIVITY NAME	STATUS	MTX NTL		Total EST. AMT	% CDBG	CDBG DRAWN AMOUNT	OCCUPIED TOTAL	UNITS L/M	% L/M	CUMULATIVE	
					CD	OBJ							OWNER	RENTER
2011	0133	846	Home Owner Assistance	COM	14A	LMH	358,603.18	100.0	358,603.18	41	41	100.0	41	0
2011	0133	851	705 W 28th - Owner Occupied	COM	14A	LMH	113,406.24	4.9	5,604.50	1	1	100.0	1	0
2011	0133	854	CDRC04	COM	14A	LMH	117,451.14	100.0	117,451.14	1	1	100.0	1	0
2011	0133	888	CDRE04	COM	14A	LMH	129,445.55	100.0	129,445.55	1	1	100.0	1	0
2011	0133	905	Rehab Project Number	COM	14A	LMH	113,573.51	100.0	113,573.51	1	1	100.0	1	0
2011 TOTALS: BUDGETED/UNDERWAY							0.00	0.0	0.00	0	0	0.0	0	0
COMPLETED							832,479.62	87.0	724,677.88	45	45	100.0	45	0
							832,479.62	87.0	724,677.88	45	45	100.0	45	0

PGM YEAR	PROJ ID	IDIS ACT ID	ACTIVITY NAME	STATUS	MTX NTL		Total EST. AMT	% CDBG	CDBG DRAWN AMOUNT	OCCUPIED TOTAL	UNITS L/M	% L/M	CUMULATIVE	
					CD	OBJ							OWNER	RENTER
2010	9702	795	Housing	COM	14A	LMH	326,857.20	100.0	326,857.20	39	39	100.0	39	0
2010	9702	809	CDRC02/CDRP01	COM	14A	LMH	56,818.92	15.5	8,831.17	1	1	100.0	1	0
2010	9702	829	CDRE02	COM	14A	LMH	54,117.93	85.8	46,444.24	1	1	100.0	1	0
2010 TOTALS: BUDGETED/UNDERWAY							0.00	0.0	0.00	0	0	0.0	0	0
COMPLETED							437,794.05	87.2	382,132.61	41	41	100.0	41	0
							437,794.05	87.2	382,132.61	41	41	100.0	41	0

PGM YEAR	PROJ ID	IDIS ACT ID	ACTIVITY NAME	STATUS	MTX NTL		Total EST. AMT	% CDBG	CDBG DRAWN AMOUNT	OCCUPIED TOTAL	UNITS L/M	% L/M	CUMULATIVE	
					CD	OBJ							OWNER	RENTER
2009	9699	748	Homeowner Housing Assistance	COM	14A	LMH	267,515.95	100.0	267,515.95	28	28	100.0	28	0

IDIS - PR10

U.S. Department of Housing and Urban Development
 Office of Community Planning and Development
 Integrated Disbursement and Information System
 CDBG Housing Activities
 BRYAN, TX

DATE: 11-30-18
 TIME: 11:09
 PAGE: 4

2009	9699	782	CDRE01	COM	14A	LMH	30,736.95	100.0	30,736.95	1	1	100.0	1	0
2009	9699	793	CDRC01	COM	14A	LMH	104,356.73	100.0	104,356.73	1	1	100.0	1	0
2009 TOTALS: BUDGETED/UNDERWAY							0.00	0.0	0.00	0	0	0.0	0	0
COMPLETED							402,609.63	100.0	402,609.63	30	30	100.0	30	0
							402,609.63	100.0	402,609.63	30	30	100.0	30	0

PGM YEAR	PROJ ID	IDIS ACT ID	ACTIVITY NAME	STATUS	MTX NTL		Total EST. AMT	% CDBG	CDBG DRAWN AMOUNT	OCCUPIED TOTAL	UNITS L/M	% L/M	CUMULATIVE OCCUPIED UNITS	
					CD	OBJ							OWNER	RENTER
2008	0003	697	HOUSING ACTIVITIES	COM	14A	LMH	198,996.04	100.0	198,996.04	31	31	100.0	31	0
2008	0003	734	CHR002	COM	14A	LMH	87,986.98	100.0	87,986.98	1	1	100.0	1	0
2008	0003	735	CRP006	COM	14H	LMH	86,554.40	6.5	5,626.85	2	2	100.0	2	0
2008 TOTALS: BUDGETED/UNDERWAY							0.00	0.0	0.00	0	0	0.0	0	0
COMPLETED							373,537.42	78.3	292,609.87	34	34	100.0	34	0
							373,537.42	78.3	292,609.87	34	34	100.0	34	0

PGM YEAR	PROJ ID	IDIS ACT ID	ACTIVITY NAME	STATUS	MTX NTL		Total EST. AMT	% CDBG	CDBG DRAWN AMOUNT	OCCUPIED TOTAL	UNITS L/M	% L/M	CUMULATIVE OCCUPIED UNITS	
					CD	OBJ							OWNER	RENTER
2007	0002	654	HOMEOWNER HOUSING ASSISTANCE	COM	14A	LMH	335,747.12	100.0	335,747.12	45	45	100.0	45	0
2007	0002	704	CRB001	COM	14A	LMH	24,700.83	100.0	24,700.83	1	1	100.0	1	0
2007	0002	705	CRB003	COM	14A	LMH	74,390.33	100.0	74,390.33	1	1	100.0	1	0
2007	0002	706	CRB004	COM	14A	LMH	4,431.10	100.0	4,431.10	1	1	100.0	1	0
2007	0016	729	CHR001	COM	14H	LMH	101,435.81	8.3	8,369.32	2	2	100.0	2	0
2007 TOTALS: BUDGETED/UNDERWAY							0.00	0.0	0.00	0	0	0.0	0	0
COMPLETED							540,705.19	82.7	447,638.70	50	50	100.0	50	0

IDIS - PR10

U.S. Department of Housing and Urban Development
 Office of Community Planning and Development
 Integrated Disbursement and Information System
 CDBG Housing Activities
 BRYAN, TX

DATE: 11-30-18
 TIME: 11:09
 PAGE: 5

540,705.19 82.7 447,638.70 50 50 100.0 50 0

PGM YEAR	PROJ ID	IDIS ACT ID	ACTIVITY NAME	STATUS	MTX NTL		Total EST. AMT	% CDBG	CDBG DRAWN AMOUNT	OCCUPIED TOTAL	UNITS L/M	% L/M	CUMULATIVE OCCUPIED UNITS	
					CD	OBJ							OWNER	RENTER
2006	0002	586	HOMEOWNER HOUSING ASSISTANCE	COM	14A	LMH	294,046.93	100.0	294,046.93	28	28	100.0	28	0
2006 TOTALS: BUDGETED/UNDERWAY							0.00	0.0	0.00	0	0	0.0	0	0
COMPLETED							294,046.93	100.0	294,046.93	28	28	100.0	28	0
							294,046.93	100.0	294,046.93	28	28	100.0	28	0

PGM YEAR	PROJ ID	IDIS ACT ID	ACTIVITY NAME	STATUS	MTX NTL		Total EST. AMT	% CDBG	CDBG DRAWN AMOUNT	OCCUPIED TOTAL	UNITS L/M	% L/M	CUMULATIVE OCCUPIED UNITS	
					CD	OBJ							OWNER	RENTER
2005	0004	551	HOUSING ACTIVITIES	COM	14A	LMH	379,365.58	100.0	379,365.58	42	42	100.0	42	0
2005 TOTALS: BUDGETED/UNDERWAY							0.00	0.0	0.00	0	0	0.0	0	0
COMPLETED							379,365.58	100.0	379,365.58	42	42	100.0	42	0
							379,365.58	100.0	379,365.58	42	42	100.0	42	0

PGM YEAR	PROJ ID	IDIS ACT ID	ACTIVITY NAME	STATUS	MTX NTL		Total EST. AMT	% CDBG	CDBG DRAWN AMOUNT	OCCUPIED TOTAL	UNITS L/M	% L/M	CUMULATIVE OCCUPIED UNITS	
					CD	OBJ							OWNER	RENTER
2004	0002	485	HOMEOWNER HOUSING ASSISTANCE	COM	14A	LMH	242,680.29	100.0	242,680.29	19	19	100.0	0	19
2004 TOTALS: BUDGETED/UNDERWAY							0.00	0.0	0.00	0	0	0.0	0	0
COMPLETED							242,680.29	100.0	242,680.29	19	19	100.0	0	19
							242,680.29	100.0	242,680.29	19	19	100.0	0	19

IDIS - PR10

U.S. Department of Housing and Urban Development
 Office of Community Planning and Development
 Integrated Disbursement and Information System
 CDBG Housing Activities
 BRYAN, TX

DATE: 11-30-18
 TIME: 11:09
 PAGE: 6

PGM YEAR	PROJ ID	IDIS ACT ID	ACTIVITY NAME	STATUS	MTX NTL		Total EST. AMT	% CDBG	CDBG DRAWN AMOUNT	OCCUPIED TOTAL	UNITS L/M	% L/M	CUMULATIVE OCCUPIED UNITS		
					CD	OBJ							OWNER	RENTER	
2003	0003	448	HOMEOWNER HOUSING ASSISTANCE	COM	14A	LMH	217,142.65	100.0	217,142.65	41	41	100.0	0	41	
2003 TOTALS:							BUDGETED/UNDERWAY	0.00	0.0	0.00	0	0	0.0	0	0
							COMPLETED	217,142.65	100.0	217,142.65	41	41	100.0	0	41
								217,142.65	100.0	217,142.65	41	41	100.0	0	41

PGM YEAR	PROJ ID	IDIS ACT ID	ACTIVITY NAME	STATUS	MTX NTL		Total EST. AMT	% CDBG	CDBG DRAWN AMOUNT	OCCUPIED TOTAL	UNITS L/M	% L/M	CUMULATIVE OCCUPIED UNITS		
					CD	OBJ							OWNER	RENTER	
2002	0018	392	CDBG HOUSING ASSISTANCE	COM	14A	LMH	186,202.12	100.0	186,202.12	15	15	100.0	0	15	
2002 TOTALS:							BUDGETED/UNDERWAY	0.00	0.0	0.00	0	0	0.0	0	0
							COMPLETED	186,202.12	100.0	186,202.12	15	15	100.0	0	15
								186,202.12	100.0	186,202.12	15	15	100.0	0	15

PGM YEAR	PROJ ID	IDIS ACT ID	ACTIVITY NAME	STATUS	MTX NTL		Total EST. AMT	% CDBG	CDBG DRAWN AMOUNT	OCCUPIED TOTAL	UNITS L/M	% L/M	CUMULATIVE OCCUPIED UNITS		
					CD	OBJ							OWNER	RENTER	
2001	0008	334	HOMEOWNER HOUSING ASSISTANCE	COM	14A	LMH	249,961.97	100.0	249,961.97	31	31	100.0	0	31	
2001	0008	430	FELICITAS COSINOS	COM	14A	LMH	19,100.00	0.0	0.00	3	3	100.0	0	3	
2001 TOTALS:							BUDGETED/UNDERWAY	0.00	0.0	0.00	0	0	0.0	0	0
							COMPLETED	269,061.97	92.9	249,961.97	34	34	100.0	0	34
								269,061.97	92.9	249,961.97	34	34	100.0	0	34

IDIS - PR10

U.S. Department of Housing and Urban Development
 Office of Community Planning and Development
 Integrated Disbursement and Information System
 CDBG Housing Activities
 BRYAN, TX

DATE: 11-30-18
 TIME: 11:09
 PAGE: 7

PGM YEAR	PROJ ID	IDIS ACT ID	ACTIVITY NAME	STATUS	MTX NTL		Total EST. AMT	% CDBG	CDBG DRAWN AMOUNT	OCCUPIED TOTAL	UNITS L/M	% L/M	CUMULATIVE	
					CD	OBJ							OCCUPIED OWNER	UNITS RENTER
2000	0004	285	HOMEOWNERS HOUSING ASSISTANCE	COM	14A	LMH	178,322.97	100.0	178,322.97	30	30	100.0	0	30
2000 TOTALS: BUDGETED/UNDERWAY							0.00	0.0	0.00	0	0	0.0	0	0
COMPLETED							178,322.97	100.0	178,322.97	30	30	100.0	0	30
							178,322.97	100.0	178,322.97	30	30	100.0	0	30

PGM YEAR	PROJ ID	IDIS ACT ID	ACTIVITY NAME	STATUS	MTX NTL		Total EST. AMT	% CDBG	CDBG DRAWN AMOUNT	OCCUPIED TOTAL	UNITS L/M	% L/M	CUMULATIVE	
					CD	OBJ							OCCUPIED OWNER	UNITS RENTER
1999	0003	229	HOMEOWNER HOUSING ASSISTANCE	COM	14A	LMH	224,501.71	100.0	224,501.71	15	14	93.3	0	15
1999	0008	234	RE-DEVELOPMENT AND/OR INFRASTRUCTURE	COM	14A	LMH	18,780.64	100.0	18,780.64	2	2	100.0	0	2
1999	0018	270	ALMA JONES	COM	14A	LMH	17,216.31	0.0	0.00	1	1	100.0	0	1
1999 TOTALS: BUDGETED/UNDERWAY							0.00	0.0	0.00	0	0	0.0	0	0
COMPLETED							260,498.66	93.3	243,282.35	18	17	94.4	0	18
							260,498.66	93.3	243,282.35	18	17	94.4	0	18

PGM YEAR	PROJ ID	IDIS ACT ID	ACTIVITY NAME	STATUS	MTX NTL		Total EST. AMT	% CDBG	CDBG DRAWN AMOUNT	OCCUPIED TOTAL	UNITS L/M	% L/M	CUMULATIVE	
					CD	OBJ							OCCUPIED OWNER	UNITS RENTER
1998	0004	172	1998 - HOMEOWNER HOUSING ASSISTANCE	COM	14H	LMH	132,190.59	0.0	132,190.59	0	0	0.0	0	0
1998	0004	196	1998 EMERGENCY REPAIR/REHAB	COM	14A	LMH	262,702.33	100.0	262,702.33	67	67	100.0	0	67
1998	0006	269	HOMEOWNERS ASSISTANCE	COM	14A	LMH	19,016.77	0.0	0.00	1	1	100.0	0	1
1998 TOTALS: BUDGETED/UNDERWAY							0.00	0.0	0.00	0	0	0.0	0	0
COMPLETED							413,909.69	95.4	394,892.92	68	68	100.0	0	68

IDIS - PR10

U.S. Department of Housing and Urban Development
 Office of Community Planning and Development
 Integrated Disbursement and Information System
 CDBG Housing Activities
 BRYAN, TX

DATE: 11-30-18
 TIME: 11:09
 PAGE: 8

413,909.69 95.4 394,892.92 68 68 100.0 0 68

PGM YEAR	PROJ ID	IDIS ACT ID	ACTIVITY NAME	STATUS	MTX NTL		Total EST. AMT	% CDBG	CDBG DRAWN AMOUNT	OCCUPIED TOTAL	UNITS L/M	% L/M	CUMULATIVE OCCUPIED UNITS	
					CD	OBJ							OWNER	RENTER
1997	0008	103	1997 HOME OWNER HOUSING ASSISTANCE	COM	14A	LMH	187,968.00	100.0	187,968.00	62	62	100.0	0	62
1997	0008	128	1997 - HOUSING ADMINISTRATIVE (CDBG)	COM	14H	LMH	131,305.00	0.0	131,305.00	0	0	0.0	0	0
1997	0008	133	ELDER AID EMERGENCY	COM	14A	LMH	10,000.00	100.0	10,000.00	13	13	100.0	0	13
1997	0021	161	HBR-031	COM	14A	LMH	20,053.00	19.9	4,000.00	1	1	100.0	0	1
1997 TOTALS: BUDGETED/UNDERWAY							0.00	0.0	0.00	0	0	0.0	0	0
COMPLETED							349,326.00	95.4	333,273.00	76	76	100.0	0	76
							349,326.00	95.4	333,273.00	76	76	100.0	0	76

PGM YEAR	PROJ ID	IDIS ACT ID	ACTIVITY NAME	STATUS	MTX NTL		Total EST. AMT	% CDBG	CDBG DRAWN AMOUNT	OCCUPIED TOTAL	UNITS L/M	% L/M	CUMULATIVE OCCUPIED UNITS	
					CD	OBJ							OWNER	RENTER
1995	0005	165	1995 MULTI-UNIT RESIDENTIAL	COM	14A	LMH	0.00		0.00	29	29	100.0	0	29
1995 TOTALS: BUDGETED/UNDERWAY							0.00	0.0	0.00	0	0	0.0	0	0
COMPLETED							0.00	0.0	0.00	29	29	100.0	0	29
							0.00	0.0	0.00	29	29	100.0	0	29

PGM YEAR	PROJ ID	IDIS ACT ID	ACTIVITY NAME	STATUS	MTX NTL		Total EST. AMT	% CDBG	CDBG DRAWN AMOUNT	OCCUPIED TOTAL	UNITS L/M	% L/M	CUMULATIVE OCCUPIED UNITS	
					CD	OBJ							OWNER	RENTER
1994	0002	19	Unknown	COM	14A	LMH	0.00	0.0	0.00	0	0	0.0	0	0
1994	0002	34	MULTI-FAMILY RENTAL REHAB	COM	14B	LMH	0.00		0.00	29	29	100.0	0	29
1994	0002	40	Unknown	COM	14A	LMH	0.00		0.00	2	2	100.0	0	2

IDIS - PR10

U.S. Department of Housing and Urban Development
Office of Community Planning and Development
Integrated Disbursement and Information System
CDBG Housing Activities
BRYAN, TX

DATE: 11-30-18
TIME: 11:09
PAGE: 9

1994	TOTALS: BUDGETED/UNDERWAY	0.00	0.0	0.00	0	0	0.0	0	0
	COMPLETED	0.00	0.0	0.00	31	31	100.0	0	31
		0.00	0.0	0.00	31	31	100.0	0	31



U.S. Department of Housing and Urban Development
 Office of Community Planning and Development
 Integrated Disbursement and Information System
 CDBG Summary of Accomplishments
 Program Year: 2017

DATE: 11-30-18
 TIME: 12:27
 PAGE: 1

BRYAN

Count of CDBG Activities with Disbursements by Activity Group & Matrix Code

Activity Group	Activity Category	Open Count	Open Activities Disbursed	Completed Count	Completed Activities Disbursed	Program Year Count	Total Activities Disbursed
Acquisition	Clearance and Demolition (04)	0	\$0.00	1	\$0.00	1	\$0.00
	Total Acquisition	0	\$0.00	1	\$0.00	1	\$0.00
Housing	Direct Homeownership Assistance (13)	0	\$0.00	4	\$0.00	4	\$0.00
	Homeownership Assistance-excluding Housing Counseling under 24 CFR 5.100 (13B)	0	\$0.00	4	\$35,334.08	4	\$35,334.08
	Rehab; Single-Unit Residential (14A)	2	\$106,538.16	4	\$496,666.41	6	\$603,204.57
	Total Housing	2	\$106,538.16	12	\$532,000.49	14	\$638,538.65
Public Services	Youth Services (05D)	0	\$0.00	3	\$31,867.93	3	\$31,867.93
	Health Services (05M)	0	\$0.00	1	\$0.00	1	\$0.00
	Mental Health Services (05O)	0	\$0.00	1	\$0.00	1	\$0.00
	Subsistence Payment (05Q)	0	\$0.00	1	\$0.00	1	\$0.00
	Other Public Services Not Listed in 05A-05Y, 03T (05Z)	0	\$0.00	4	\$86,910.00	4	\$86,910.00
	Total Public Services	0	\$0.00	10	\$118,777.93	10	\$118,777.93
General Administration and Planning	General Program Administration (21A)	1	\$0.00	2	\$159,541.99	3	\$159,541.99
	Total General Administration and Planning	1	\$0.00	2	\$159,541.99	3	\$159,541.99
Grand Total		3	\$106,538.16	25	\$810,320.41	28	\$916,858.57



BRYAN

CDBG Beneficiaries by Racial / Ethnic Category

Housing-Non Housing	Race	Total Persons	Total Hispanic Persons	Total Households	Total Hispanic Households
Housing	White	0	0	48	31
	Black/African American	0	0	83	1
	Total Housing	0	0	131	32
Non Housing	White	2,196	1,203	0	0
	Black/African American	1,396	63	0	0
	Asian	14	0	0	0
	American Indian/Alaskan Native	33	17	0	0
	Native Hawaiian/Other Pacific Islander	3	1	0	0
	American Indian/Alaskan Native & White	16	5	0	0
	Asian & White	16	1	0	0
	Black/African American & White	184	30	0	0
	Amer. Indian/Alaskan Native & Black/African Amer.	15	1	0	0
	Other multi-racial	41	28	0	0
	Total Non Housing	3,914	1,349	0	0
	Grand Total	White	2,196	1,203	48
Black/African American		1,396	63	83	1
Asian		14	0	0	0
American Indian/Alaskan Native		33	17	0	0
Native Hawaiian/Other Pacific Islander		3	1	0	0
American Indian/Alaskan Native & White		16	5	0	0
Asian & White		16	1	0	0
Black/African American & White		184	30	0	0
Amer. Indian/Alaskan Native & Black/African Amer.		15	1	0	0
Other multi-racial		41	28	0	0
Total Grand Total		3,914	1,349	131	32



BRYAN

CDBG Beneficiaries by Income Category

	Income Levels	Owner Occupied	Renter Occupied	Persons
Housing	Extremely Low (<=30%)	16	0	0
	Low (>30% and <=50%)	28	0	0
	Mod (>50% and <=80%)	11	0	0
	Total Low-Mod	55	0	0
	Non Low-Mod (>80%)	0	0	0
	Total Beneficiaries	55	0	0
Non Housing	Extremely Low (<=30%)	0	0	1,439
	Low (>30% and <=50%)	0	0	159
	Mod (>50% and <=80%)	0	0	200
	Total Low-Mod	0	0	1,798
	Non Low-Mod (>80%)	0	0	103
	Total Beneficiaries	0	0	1,901



Program Year: 2017
 Start Date 01-Oct-2017 - End Date 30-Sep-2018

BRYAN
 Home Disbursements and Unit Completions

Activity Type	Disbursed Amount	Units Completed	Units Occupied
Rentals	\$84,747.90	1	1
First Time Homebuyers	\$46,574.03	5	5
Existing Homeowners	\$237,144.61	2	2
Total, Rentals and TBRA	\$84,747.90	1	1
Total, Homebuyers and Homeowners	\$283,718.64	7	7
Grand Total	\$368,466.54	8	8

Home Unit Completions by Percent of Area Median Income

Activity Type						Units Completed	
	0% - 30%	31% - 50%	51% - 60%	61% - 80%	Total 0% - 60%	Total 0% - 80%	
Rentals	0	1	0	0	1	1	
First Time Homebuyers	0	0	2	3	2	5	
Existing Homeowners	1	0	0	1	1	2	
Total, Rentals and TBRA	0	1	0	0	1	1	
Total, Homebuyers and Homeowners	1	0	2	4	3	7	
Grand Total	1	1	2	4	4	8	

Home Unit Reported As Vacant

Activity Type	Reported as Vacant
Rentals	0
First Time Homebuyers	0
Existing Homeowners	0
Total, Rentals and TBRA	0
Total, Homebuyers and Homeowners	0
Grand Total	0



Program Year: 2017

Start Date 01-Oct-2017 - End Date 30-Sep-2018

BRYAN

Home Unit Completions by Racial / Ethnic Category

	Rentals		First Time Homebuyers		Existing Homeowners	
	Units Completed	Units Completed - Hispanics	Units Completed	Units Completed - Hispanics	Units Completed	Units Completed - Hispanics
White	0	0	3	3	0	0
Black/African American	1	0	1	0	2	0
American Indian/Alaskan Native & White	0	0	1	1	0	0
Total	1	0	5	4	2	0

	Total, Rentals and TBRA		Total, Homebuyers and Homeowners		Grand Total	
	Units Completed	Units Completed - Hispanics	Units Completed	Units Completed - Hispanics	Units Completed	Units Completed - Hispanics
White	0	0	3	3	3	3
Black/African American	1	0	3	0	4	0
American Indian/Alaskan Native & White	0	0	1	1	1	1
Total	1	0	7	4	8	4



Funds Not Subgranted To CHDOS

Fiscal Year	Fund Type	Balance to Reserve
2018	CHDO RESERVE	CR \$51,556.05
Total For 2018 Funds (CR+CC+CL)		\$51,556.05
Total For 2018 Funds (CO)		\$0.00

Funds Subgranted To CHDOS

Fiscal Year	CHDO Name	Fund Type	Amount Reserved	Amount Committed	Balance to Commit	% Committed Reserved	Amount Disbursed	% Disbursed Committed
2017	ELDER-AID	CR	\$37,528.35	\$0.00	--	0.0%	\$0.00	
Fund Type Total for 2017		CR	\$37,528.35	\$0.00	\$0.00	0.0%	\$0.00	
Total For 2017 Funds (CR+CC+CL)			\$37,528.35					
Total For 2017 Funds (CO)			\$0.00					

Funds Subgranted To CHDOS

Fiscal Year	CHDO Name	Fund Type	Amount Reserved	Amount Committed	Balance to Commit	% Committed Reserved	Amount Disbursed	% Disbursed Committed
2016	ELDER-AID	CR	\$40,907.55	\$0.00	--	0.0%	\$0.00	
Fund Type Total for 2016		CR	\$40,907.55	\$0.00	\$0.00	0.0%	\$0.00	

Funds Not Subgranted To CHDOS

Fiscal Year	Fund Type	Balance to Reserve
2016	CHDO RESERVE	CR \$10,000.00
Total For 2016 Funds (CR+CC+CL)		\$50,907.55
Total For 2016 Funds (CO)		\$0.00

Funds Subgranted To CHDOS

Fiscal Year	CHDO Name	Fund Type	Amount Reserved	Amount Committed	Balance to Commit	% Committed Reserved	Amount Disbursed	% Disbursed Committed
2015	ELDER-AID	CR	\$39,339.30	\$39,339.30	--	100.0%	\$39,339.30	100.0%
Fund Type Total for 2015		CR	\$39,339.30	\$39,339.30	\$0.00	100.0%	\$39,339.30	100.0%
Total For 2015 Funds (CR+CC+CL)			\$39,339.30					
Total For 2015 Funds (CO)			\$0.00					



U.S. Department of Housing and Urban Development
 Office of Community Planning and Development
 Integrated Disbursement and Information System
 PR 25 - Status of CHDO Funds by Fiscal Year Report
 BRYAN, TX

DATE: 11-30-18
 TIME: 11:02
 PAGE: 2

Funds Subgranted To CHDOS

Fiscal Year	CHDO Name	Fund Type	Amount	Amount	Balance	%	Amount	%
			Reserved	Committed	to	Committed	Disbursed	Disbursed
2014	ELDER-AID	CR	\$45,408.60	\$45,408.60	--	100.0%	\$45,408.60	100.0%
	Fund Type Total for 2014	CR	\$45,408.60	\$45,408.60	\$0.00	100.0%	\$45,408.60	100.0%
Total For 2014 Funds (CR+CC+CL)			\$45,408.60					
Total For 2014 Funds (CO)			\$0.00					

Funds Subgranted To CHDOS

Fiscal Year	CHDO Name	Fund Type	Amount	Amount	Balance	%	Amount	%
			Reserved	Committed	to	Committed	Disbursed	Disbursed
2013	ELDER-AID	CR	\$45,188.70	\$45,188.70	--	100.0%	\$45,188.70	100.0%
	Fund Type Total for 2013	CR	\$45,188.70	\$45,188.70	\$0.00	100.0%	\$45,188.70	100.0%
Total For 2013 Funds (CR+CC+CL)			\$45,188.70					
Total For 2013 Funds (CO)			\$0.00					

Funds Subgranted To CHDOS

Fiscal Year	CHDO Name	Fund Type	Amount	Amount	Balance	%	Amount	%
			Reserved	Committed	to	Committed	Disbursed	Disbursed
2012	ELDER-AID	CO	\$15,361.00	\$15,361.00	--	100.0%	\$15,361.00	100.0%
	Fund Type Total for 2012	CO	\$15,361.00	\$15,361.00	\$0.00	100.0%	\$15,361.00	100.0%
	ELDER-AID	CR	\$46,085.00	\$46,085.00	--	100.0%	\$46,085.00	100.0%
	Fund Type Total for 2012	CR	\$46,085.00	\$46,085.00	\$0.00	100.0%	\$46,085.00	100.0%
Total For 2012 Funds (CR+CC+CL)			\$46,085.00					
Total For 2012 Funds (CO)			\$15,361.00					

Funds Subgranted To CHDOS

Fiscal Year	CHDO Name	Fund Type	Amount	Amount	Balance	%	Amount	%
			Reserved	Committed	to	Committed	Disbursed	Disbursed
2011	NO LIMITS IEDC	CR	\$62,661.60	\$62,661.60	--	100.0%	\$62,661.60	100.0%
	Fund Type Total for 2011	CR	\$62,661.60	\$62,661.60	\$0.00	100.0%	\$62,661.60	100.0%
Total For 2011 Funds (CR+CC+CL)			\$62,661.60					
Total For 2011 Funds (CO)			\$0.00					



U.S. Department of Housing and Urban Development
 Office of Community Planning and Development
 Integrated Disbursement and Information System
 PR 25 - Status of CHDO Funds by Fiscal Year Report
 BRYAN, TX

DATE: 11-30-18
 TIME: 11:02
 PAGE: 3

Funds Subgranted To CHDOS

Fiscal Year	CHDO Name	Fund Type	Amount		Balance to Commit	% Committed		
			Reserved	Committed		Reserved	Disbursed	
2010	ELDER-AID	CR	\$70,780.20	\$70,780.20	--	100.0%	\$70,780.20	100.0%
	Fund Type Total for 2010	CR	\$70,780.20	\$70,780.20	\$0.00	100.0%	\$70,780.20	100.0%
Total For 2010 Funds (CR+CC+CL)			\$70,780.20					
Total For 2010 Funds (CO)			\$0.00					

Funds Subgranted To CHDOS

Fiscal Year	CHDO Name	Fund Type	Amount		Balance to Commit	% Committed		
			Reserved	Committed		Reserved	Disbursed	
2009	EMBRACE BRAZOS VALLEY, INC.	CO	\$5,000.00	\$5,000.00	--	100.0%	\$5,000.00	100.0%
	Fund Type Total for 2009	CO	\$5,000.00	\$5,000.00	\$0.00	100.0%	\$5,000.00	100.0%
	ELDER-AID	CR	\$48,500.00	\$48,500.00	--	100.0%	\$48,500.00	100.0%
	EMBRACE BRAZOS VALLEY, INC.	CR	\$22,705.90	\$22,705.90	--	100.0%	\$22,705.90	100.0%
	Fund Type Total for 2009	CR	\$71,205.90	\$71,205.90	\$0.00	100.0%	\$71,205.90	100.0%
Total For 2009 Funds (CR+CC+CL)			\$71,205.90					
Total For 2009 Funds (CO)			\$5,000.00					

Funds Subgranted To CHDOS

Fiscal Year	CHDO Name	Fund Type	Amount		Balance to Commit	% Committed		
			Reserved	Committed		Reserved	Disbursed	
2008	EMBRACE BRAZOS VALLEY, INC.	CR	\$15,059.90	\$15,059.90	--	100.0%	\$15,059.90	100.0%
	NO LIMITS IEDC	CR	\$49,000.00	\$49,000.00	--	100.0%	\$49,000.00	100.0%
	Fund Type Total for 2008	CR	\$64,059.90	\$64,059.90	\$0.00	100.0%	\$64,059.90	100.0%
Total For 2008 Funds (CR+CC+CL)			\$64,059.90					
Total For 2008 Funds (CO)			\$0.00					

Funds Subgranted To CHDOS

Fiscal Year	CHDO Name	Fund Type	Amount		Balance to Commit	% Committed		
			Reserved	Committed		Reserved	Disbursed	
2007	ELDER-AID	CR	\$30,618.43	\$30,618.43	--	100.0%	\$30,618.43	100.0%
	EMBRACE BRAZOS VALLEY, INC.	CR	\$35,337.77	\$35,337.77	--	100.0%	\$35,337.77	100.0%
	Fund Type Total for 2007	CR	\$65,956.20	\$65,956.20	\$0.00	100.0%	\$65,956.20	100.0%
Total For 2007 Funds (CR+CC+CL)			\$65,956.20					
Total For 2007 Funds (CO)			\$0.00					



U.S. Department of Housing and Urban Development
 Office of Community Planning and Development
 Integrated Disbursement and Information System
 PR 25 - Status of CHDO Funds by Fiscal Year Report
 BRYAN, TX

DATE: 11-30-18
 TIME: 11:02
 PAGE: 4

Funds Subgranted To CHDOS

Fiscal Year	CHDO Name	Fund Type	Amount	Amount	Balance	%	Amount	%
			Reserved	Committed	to Commit	Committed Reserved	Disbursed	Disbursed Committed
2006	ELDER-AID	CR	\$66,646.65	\$66,646.65	--	100.0%	\$66,646.65	100.0%
	Fund Type Total for 2006	CR	\$66,646.65	\$66,646.65	\$0.00	100.0%	\$66,646.65	100.0%
Total For 2006 Funds (CR+CC+CL)			\$66,646.65					
Total For 2006 Funds (CO)			\$0.00					

Funds Subgranted To CHDOS

Fiscal Year	CHDO Name	Fund Type	Amount	Amount	Balance	%	Amount	%
			Reserved	Committed	to Commit	Committed Reserved	Disbursed	Disbursed Committed
2005	ELDER-AID	CR	\$70,752.60	\$70,752.60	--	100.0%	\$70,752.60	100.0%
	Fund Type Total for 2005	CR	\$70,752.60	\$70,752.60	\$0.00	100.0%	\$70,752.60	100.0%
Total For 2005 Funds (CR+CC+CL)			\$70,752.60					
Total For 2005 Funds (CO)			\$0.00					

Funds Subgranted To CHDOS

Fiscal Year	CHDO Name	Fund Type	Amount	Amount	Balance	%	Amount	%
			Reserved	Committed	to Commit	Committed Reserved	Disbursed	Disbursed Committed
2004	ELDER-AID	CR	\$75,058.20	\$75,058.20	--	100.0%	\$75,058.20	100.0%
	Fund Type Total for 2004	CR	\$75,058.20	\$75,058.20	\$0.00	100.0%	\$75,058.20	100.0%
Total For 2004 Funds (CR+CC+CL)			\$75,058.20					
Total For 2004 Funds (CO)			\$0.00					

Funds Subgranted To CHDOS

Fiscal Year	CHDO Name	Fund Type	Amount	Amount	Balance	%	Amount	%
			Reserved	Committed	to Commit	Committed Reserved	Disbursed	Disbursed Committed
2003	ELDER-AID	CR	\$75,468.75	\$75,468.75	--	100.0%	\$75,468.75	100.0%
	Fund Type Total for 2003	CR	\$75,468.75	\$75,468.75	\$0.00	100.0%	\$75,468.75	100.0%
Total For 2003 Funds (CR+CC+CL)			\$75,468.75					
Total For 2003 Funds (CO)			\$0.00					



U.S. Department of Housing and Urban Development
 Office of Community Planning and Development
 Integrated Disbursement and Information System
 PR 25 - Status of CHDO Funds by Fiscal Year Report
 BRYAN, TX

DATE: 11-30-18
 TIME: 11:02
 PAGE: 5

Funds Subgranted To CHDOS

Fiscal Year	CHDO Name	Fund Type	Amount	Amount	Balance	%	Amount	%
			Reserved	Committed	to Commit	Committed Reserved	Disbursed	Disbursed Committed
2002	ELDER-AID	CR	\$66,300.00	\$66,300.00	--	100.0%	\$66,300.00	100.0%
Fund Type Total for 2002			\$66,300.00	\$66,300.00	\$0.00	100.0%	\$66,300.00	100.0%
Total For 2002 Funds (CR+CC+CL)			\$66,300.00					
Total For 2002 Funds (CO)			\$0.00					

Funds Subgranted To CHDOS

Fiscal Year	CHDO Name	Fund Type	Amount	Amount	Balance	%	Amount	%
			Reserved	Committed	to Commit	Committed Reserved	Disbursed	Disbursed Committed
2001	ELDER-AID	CR	\$66,750.00	\$66,750.00	--	100.0%	\$66,750.00	100.0%
Fund Type Total for 2001			\$66,750.00	\$66,750.00	\$0.00	100.0%	\$66,750.00	100.0%
Total For 2001 Funds (CR+CC+CL)			\$66,750.00					
Total For 2001 Funds (CO)			\$0.00					

Funds Subgranted To CHDOS

Fiscal Year	CHDO Name	Fund Type	Amount	Amount	Balance	%	Amount	%
			Reserved	Committed	to Commit	Committed Reserved	Disbursed	Disbursed Committed
2000	ELDER-AID	CR	\$59,850.00	\$59,850.00	--	100.0%	\$59,850.00	100.0%
Fund Type Total for 2000			\$59,850.00	\$59,850.00	\$0.00	100.0%	\$59,850.00	100.0%
Total For 2000 Funds (CR+CC+CL)			\$59,850.00					
Total For 2000 Funds (CO)			\$0.00					

Funds Subgranted To CHDOS

Fiscal Year	CHDO Name	Fund Type	Amount	Amount	Balance	%	Amount	%
			Reserved	Committed	to Commit	Committed Reserved	Disbursed	Disbursed Committed
1999	ELDER-AID	CR	\$60,000.00	\$60,000.00	--	100.0%	\$60,000.00	100.0%
Fund Type Total for 1999			\$60,000.00	\$60,000.00	\$0.00	100.0%	\$60,000.00	100.0%
Total For 1999 Funds (CR+CC+CL)			\$60,000.00					
Total For 1999 Funds (CO)			\$0.00					



U.S. Department of Housing and Urban Development
 Office of Community Planning and Development
 Integrated Disbursement and Information System
 PR 25 - Status of CHDO Funds by Fiscal Year Report
 BRYAN, TX

DATE: 11-30-18
 TIME: 11:02
 PAGE: 6

Funds Subgranted To CHDOS

Fiscal Year	CHDO Name	Fund Type	Amount	Amount	Balance	%	Amount	%
			Reserved	Committed	to Commit	Committed Reserved	Disbursed	Disbursed Committed
1998	ELDER-AID	CR	\$55,500.00	\$55,500.00	--	100.0%	\$55,500.00	100.0%
Fund Type Total for 1998			\$55,500.00	\$55,500.00	\$0.00	100.0%	\$55,500.00	100.0%
Total For 1998 Funds (CR+CC+CL)			\$55,500.00					
Total For 1998 Funds (CO)			\$0.00					

Funds Subgranted To CHDOS

Fiscal Year	CHDO Name	Fund Type	Amount	Amount	Balance	%	Amount	%
			Reserved	Committed	to Commit	Committed Reserved	Disbursed	Disbursed Committed
1997	ELDER-AID	CR	\$52,350.00	\$52,350.00	--	100.0%	\$52,350.00	100.0%
Fund Type Total for 1997			\$52,350.00	\$52,350.00	\$0.00	100.0%	\$52,350.00	100.0%
Total For 1997 Funds (CR+CC+CL)			\$52,350.00					
Total For 1997 Funds (CO)			\$0.00					

Funds Subgranted To CHDOS

Fiscal Year	CHDO Name	Fund Type	Amount	Amount	Balance	%	Amount	%
			Reserved	Committed	to Commit	Committed Reserved	Disbursed	Disbursed Committed
1996	ELDER-AID	CR	\$75,000.00	\$75,000.00	--	100.0%	\$75,000.00	100.0%
Fund Type Total for 1996			\$75,000.00	\$75,000.00	\$0.00	100.0%	\$75,000.00	100.0%
Total For 1996 Funds (CR+CC+CL)			\$75,000.00					
Total For 1996 Funds (CO)			\$0.00					

Total For All Years (Subgranted to CHDOS)			\$1,333,158.50					
Total For All Years (Not Subgranted to CHDOS)			\$61,556.05					
Grand Total			\$1,394,714.55					



PART I: SUMMARY OF CDBG RESOURCES

01 UNEXPENDED CDBG FUNDS AT END OF PREVIOUS PROGRAM YEAR	381,794.42
02 ENTITLEMENT GRANT	808,200.00
03 SURPLUS URBAN RENEWAL	0.00
04 SECTION 108 GUARANTEED LOAN FUNDS	0.00
05 CURRENT YEAR PROGRAM INCOME	23,442.81
05a CURRENT YEAR SECTION 108 PROGRAM INCOME (FOR SI TYPE)	0.00
06 FUNDS RETURNED TO THE LINE-OF-CREDIT	0.00
06a FUNDS RETURNED TO THE LOCAL CDBG ACCOUNT	0.00
07 ADJUSTMENT TO COMPUTE TOTAL AVAILABLE	0.00
08 TOTAL AVAILABLE (SUM, LINES 01-07)	1,213,437.23

PART II: SUMMARY OF CDBG EXPENDITURES

09 DISBURSEMENTS OTHER THAN SECTION 108 REPAYMENTS AND PLANNING/ADMINISTRATION	757,316.58
10 ADJUSTMENT TO COMPUTE TOTAL AMOUNT SUBJECT TO LOW/MOD BENEFIT	0.00
11 AMOUNT SUBJECT TO LOW/MOD BENEFIT (LINE 09 + LINE 10)	757,316.58
12 DISBURSED IN IDIS FOR PLANNING/ADMINISTRATION	159,541.99
13 DISBURSED IN IDIS FOR SECTION 108 REPAYMENTS	0.00
14 ADJUSTMENT TO COMPUTE TOTAL EXPENDITURES	0.00
15 TOTAL EXPENDITURES (SUM, LINES 11-14)	916,858.57
16 UNEXPENDED BALANCE (LINE 08 - LINE 15)	296,578.66

PART III: LOW/MOD BENEFIT THIS REPORTING PERIOD

17 EXPENDED FOR LOW/MOD HOUSING IN SPECIAL AREAS	0.00
18 EXPENDED FOR LOW/MOD MULTI-UNIT HOUSING	0.00
19 DISBURSED FOR OTHER LOW/MOD ACTIVITIES	757,316.58
20 ADJUSTMENT TO COMPUTE TOTAL LOW/MOD CREDIT	0.00
21 TOTAL LOW/MOD CREDIT (SUM, LINES 17-20)	757,316.58
22 PERCENT LOW/MOD CREDIT (LINE 21/LINE 11)	100.00%

LOW/MOD BENEFIT FOR MULTI-YEAR CERTIFICATIONS

23 PROGRAM YEARS(PY) COVERED IN CERTIFICATION	RY: PY: PY:
24 CUMULATIVE NET EXPENDITURES SUBJECT TO LOW/MOD BENEFIT CALCULATION	0.00
25 CUMULATIVE EXPENDITURES BENEFITTING LOW/MOD PERSONS	0.00
26 PERCENT BENEFIT TO LOW/MOD PERSONS (LINE 25/LINE 24)	0.00%

PART IV: PUBLIC SERVICE (PS) CAP CALCULATIONS

27 DISBURSED IN IDIS FOR PUBLIC SERVICES	118,777.93
28 PS UNLIQUIDATED OBLIGATIONS AT END OF CURRENT PROGRAM YEAR	0.00
29 PS UNLIQUIDATED OBLIGATIONS AT END OF PREVIOUS PROGRAM YEAR	0.00
30 ADJUSTMENT TO COMPUTE TOTAL PS OBLIGATIONS	0.00
31 TOTAL PS OBLIGATIONS (LINE 27 + LINE 28 - LINE 29 + LINE 30)	118,777.93
32 ENTITLEMENT GRANT	808,200.00
33 PRIOR YEAR PROGRAM INCOME	21,957.95
34 ADJUSTMENT TO COMPUTE TOTAL SUBJECT TO PS CAP	0.00
35 TOTAL SUBJECT TO PS CAP (SUM, LINES 32-34)	830,157.95
36 PERCENT FUNDS OBLIGATED FOR PS ACTIVITIES (LINE 31/LINE 35)	14.31%

PART V: PLANNING AND ADMINISTRATION (PA) CAP

37 DISBURSED IN IDIS FOR PLANNING/ADMINISTRATION	159,541.99
38 PA UNLIQUIDATED OBLIGATIONS AT END OF CURRENT PROGRAM YEAR	0.00
39 PA UNLIQUIDATED OBLIGATIONS AT END OF PREVIOUS PROGRAM YEAR	0.00
40 ADJUSTMENT TO COMPUTE TOTAL PA OBLIGATIONS	0.00
41 TOTAL PA OBLIGATIONS (LINE 37 + LINE 38 - LINE 39 +LINE 40)	159,541.99
42 ENTITLEMENT GRANT	808,200.00
43 CURRENT YEAR PROGRAM INCOME	23,442.81
44 ADJUSTMENT TO COMPUTE TOTAL SUBJECT TO PA CAP	0.00
45 TOTAL SUBJECT TO PA CAP (SUM, LINES 42-44)	831,642.81
46 PERCENT FUNDS OBLIGATED FOR PA ACTIVITIES (LINE 41/LINE 45)	19.18%



LINE 17 DETAIL: ACTIVITIES TO CONSIDER IN DETERMINING THE AMOUNT TO ENTER ON LINE 17

Report returned no data.

LINE 18 DETAIL: ACTIVITIES TO CONSIDER IN DETERMINING THE AMOUNT TO ENTER ON LINE 18

Report returned no data.

LINE 19 DETAIL: ACTIVITIES INCLUDED IN THE COMPUTATION OF LINE 19

Plan Year	IDIS Project	IDIS Activity	Voucher Number	Activity Name	Matrix Code	National Objective	Drawn Amount
2017	3	1003	6201313	Summer Parks PSA program	05D	LMC	\$31,867.93
					05D	Matrix Code	\$31,867.93
2017	8	1004	6134199	Family Promise PSA Family Support	05Z	LMC	\$4,085.75
2017	8	1004	6165318	Family Promise PSA Family Support	05Z	LMC	\$4,031.75
2017	8	1004	6190545	Family Promise PSA Family Support	05Z	LMC	\$4,058.75
2017	8	1004	6201313	Family Promise PSA Family Support	05Z	LMC	\$4,058.75
2017	9	1005	6134199	Twin City Mission Bridge PSA program	05Z	LMC	\$7,568.52
2017	9	1005	6165318	Twin City Mission Bridge PSA program	05Z	LMC	\$7,402.57
2017	9	1005	6190545	Twin City Mission Bridge PSA program	05Z	LMC	\$7,875.64
2017	9	1005	6201313	Twin City Mission Bridge PSA program	05Z	LMC	\$1,835.27
2017	10	1006	6147149	Catholic Charities PSA Financial Stability	05Z	LMC	\$8,121.11
2017	10	1006	6165318	Catholic Charities PSA Financial Stability	05Z	LMC	\$10,009.70
2017	10	1006	6190545	Catholic Charities PSA Financial Stability	05Z	LMC	\$3,990.19
2017	11	1007	6134199	Brazos Rehab PSA Counseling Case Management	05Z	LMC	\$8,700.00
2017	11	1007	6165318	Brazos Rehab PSA Counseling Case Management	05Z	LMC	\$9,000.00
2017	11	1007	6190545	Brazos Rehab PSA Counseling Case Management	05Z	LMC	\$6,172.00
					05Z	Matrix Code	\$86,910.00
2017	1	1014	6165318	CDHB16 - Direct Homeownership Assistance	13B	LMH	\$7,500.00
2017	1	1014	6174863	CDHB16 - Direct Homeownership Assistance	13B	LMH	\$1,491.25
2017	1	1014	6182346	CDHB16 - Direct Homeownership Assistance	13B	LMH	\$405.55
2017	1	1014	6190545	CDHB16 - Direct Homeownership Assistance	13B	LMH	\$116.27
2017	1	1015	6165318	CDHB17 - Direct Homeownership Assistance	13B	LMH	\$7,500.00
2017	1	1015	6174863	CDHB17 - Direct Homeownership Assistance	13B	LMH	\$420.38
2017	1	1015	6182346	CDHB17 - Direct Homeownership Assistance	13B	LMH	\$1,181.17
2017	1	1015	6190545	CDHB17 - Direct Homeownership Assistance	13B	LMH	\$66.15
2017	1	1018	6182346	CDHB18-Home Ownership Assistance	13B	LMH	\$8,026.26
2017	1	1018	6190545	CDHB18-Home Ownership Assistance	13B	LMH	\$424.88
2017	1	1018	6201313	CDHB18-Home Ownership Assistance	13B	LMH	\$116.27
2017	1	1021	6190545	CDHB19 - Direct Homeownership Assistance	13B	LMH	\$7,500.00
2017	1	1021	6201313	CDHB19 - Direct Homeownership Assistance	13B	LMH	\$585.90
					13B	Matrix Code	\$35,334.08
2015	1	994	6114012	CDRC09 - CDBG Reconstruction	14A	LMH	\$32,070.68
2015	1	994	6125163	CDRC09 - CDBG Reconstruction	14A	LMH	\$25,567.11
2015	1	994	6134199	CDRC09 - CDBG Reconstruction	14A	LMH	\$25,893.84
2015	1	994	6134241	CDRC09 - CDBG Reconstruction	14A	LMH	\$2,271.44
2015	1	994	6147149	CDRC09 - CDBG Reconstruction	14A	LMH	\$1,700.84
2015	1	994	6157942	CDRC09 - CDBG Reconstruction	14A	LMH	\$30,034.32
2015	1	994	6165318	CDRC09 - CDBG Reconstruction	14A	LMH	\$1,021.50
2015	1	994	6182346	CDRC09 - CDBG Reconstruction	14A	LMH	\$28,938.87
2015	1	994	6190545	CDRC09 - CDBG Reconstruction	14A	LMH	\$4,149.13
2015	1	994	6201313	CDRC09 - CDBG Reconstruction	14A	LMH	\$15,722.87
2016	1	983	6113964	ME4001 - Housing Assistance CDBG	14A	LMH	\$22,897.48
2016	1	983	6114012	ME4001 - Housing Assistance CDBG	14A	LMH	\$64,637.05
2016	1	983	6125162	ME4001 - Housing Assistance CDBG	14A	LMH	\$10,303.55
2016	1	983	6125163	ME4001 - Housing Assistance CDBG	14A	LMH	\$23,651.77
2016	1	983	6134192	ME4001 - Housing Assistance CDBG	14A	LMH	\$3,249.45
2016	1	983	6134199	ME4001 - Housing Assistance CDBG	14A	LMH	\$22,772.03



Office of Community Planning and Development
 U.S. Department of Housing and Urban Development
 Integrated Disbursement and Information System
 PR26 - CDBG Financial Summary Report
 Program Year 2017
 BRYAN , TX

DATE: 11-30-18
 TIME: 11:13
 PAGE: 3

Plan Year	IDIS Project	IDIS Activity	Voucher Number	Activity Name	Matrix Code	National Objective	Drawn Amount
2016	1	983	6147143	ME4001 - Housing Assistance CDBG	14A	LMH	\$14,210.63
2016	1	983	6147149	ME4001 - Housing Assistance CDBG	14A	LMH	\$13,204.31
2016	1	983	6147230	ME4001 - Housing Assistance CDBG	14A	LMH	\$1,852.08
2016	1	983	6157934	ME4001 - Housing Assistance CDBG	14A	LMH	\$13,174.06
2016	1	983	6157942	ME4001 - Housing Assistance CDBG	14A	LMH	\$24,943.21
2016	1	983	6165312	ME4001 - Housing Assistance CDBG	14A	LMH	\$16,024.36
2016	1	983	6165318	ME4001 - Housing Assistance CDBG	14A	LMH	\$18,024.57
2016	1	983	6174855	ME4001 - Housing Assistance CDBG	14A	LMH	\$11,381.33
2016	1	983	6174869	ME4001 - Housing Assistance CDBG	14A	LMH	\$21,723.04
2016	1	983	6182346	ME4001 - Housing Assistance CDBG	14A	LMH	\$11,921.91
2016	1	983	6190545	ME4001 - Housing Assistance CDBG	14A	LMH	\$20,344.99
2016	1	983	6201313	ME4001 - Housing Assistance CDBG	14A	LMH	\$14,979.99
2017	1	1002	6174863	Home Owner Housing Assistance CDBG	14A	LMH	\$2,912.95
2017	1	1002	6182326	Home Owner Housing Assistance CDBG	14A	LMH	\$10,089.79
2017	1	1002	6182346	Home Owner Housing Assistance CDBG	14A	LMH	\$16,721.41
2017	1	1002	6190539	Home Owner Housing Assistance CDBG	14A	LMH	\$17,482.82
2017	1	1002	6190545	Home Owner Housing Assistance CDBG	14A	LMH	\$22,510.48
2017	1	1002	6201274	Home Owner Housing Assistance CDBG	14A	LMH	\$15,282.25
2017	1	1002	6201313	Home Owner Housing Assistance CDBG	14A	LMH	\$16,757.05
2017	1	1020	6190545	CDRE05 - CDBG Home Owner Housing Assistance Rehabilitation	14A	LMH	\$2,393.03
2017	1	1020	6201313	CDRE05 - CDBG Home Owner Housing Assistance Rehabilitation	14A	LMH	\$2,388.38
					14A	Matrix Code	\$603,204.57
Total							\$757,316.58

LINE 27 DETAIL: ACTIVITIES INCLUDED IN THE COMPUTATION OF LINE 27

Plan Year	IDIS Project	IDIS Activity	Voucher Number	Activity Name	Matrix Code	National Objective	Drawn Amount
2017	3	1003	6201313	Summer Parks PSA program	05D	LMC	\$31,867.93
					05D	Matrix Code	\$31,867.93
2017	8	1004	6134199	Family Promise PSA Family Support	05Z	LMC	\$4,085.75
2017	8	1004	6165318	Family Promise PSA Family Support	05Z	LMC	\$4,031.75
2017	8	1004	6190545	Family Promise PSA Family Support	05Z	LMC	\$4,058.75
2017	8	1004	6201313	Family Promise PSA Family Support	05Z	LMC	\$4,058.75
2017	9	1005	6134199	Twin City Mission Bridge PSA program	05Z	LMC	\$7,568.52
2017	9	1005	6165318	Twin City Mission Bridge PSA program	05Z	LMC	\$7,402.57
2017	9	1005	6190545	Twin City Mission Bridge PSA program	05Z	LMC	\$7,875.64
2017	9	1005	6201313	Twin City Mission Bridge PSA program	05Z	LMC	\$1,835.27
2017	10	1006	6147149	Catholic Charities PSA Financial Stability	05Z	LMC	\$8,121.11
2017	10	1006	6165318	Catholic Charities PSA Financial Stability	05Z	LMC	\$10,009.70
2017	10	1006	6190545	Catholic Charities PSA Financial Stability	05Z	LMC	\$3,990.19
2017	11	1007	6134199	Brazos Rehab PSA Counseling Case Management	05Z	LMC	\$8,700.00
2017	11	1007	6165318	Brazos Rehab PSA Counseling Case Management	05Z	LMC	\$9,000.00
2017	11	1007	6190545	Brazos Rehab PSA Counseling Case Management	05Z	LMC	\$6,172.00
					05Z	Matrix Code	\$86,910.00
Total							\$118,777.93

LINE 37 DETAIL: ACTIVITIES INCLUDED IN THE COMPUTATION OF LINE 37

Plan Year	IDIS Project	IDIS Activity	Voucher Number	Activity Name	Matrix Code	National Objective	Drawn Amount
2017	2	1001	6113963	CDBG Administration	21A		\$27,122.84
2017	2	1001	6125162	CDBG Administration	21A		\$14,546.34
2017	2	1001	6134192	CDBG Administration	21A		\$14,832.04



Office of Community Planning and Development
 U.S. Department of Housing and Urban Development
 Integrated Disbursement and Information System
 PR26 - CDBG Financial Summary Report
 Program Year 2017
 BRYAN , TX

DATE: 11-30-18
 TIME: 11:13
 PAGE: 4

Plan Year	IDIS Project	IDIS Activity	Voucher Number	Activity Name	Matrix Code	National Objective	Drawn Amount
2017	2	1001	6147143	CDBG Administration	21A		\$13,164.24
2017	2	1001	6157934	CDBG Administration	21A		\$13,816.49
2017	2	1001	6165312	CDBG Administration	21A		\$20,153.99
2017	2	1001	6174855	CDBG Administration	21A		\$12,451.55
2017	2	1001	6182326	CDBG Administration	21A		\$10,692.38
2017	2	1001	6190539	CDBG Administration	21A		\$14,431.32
2017	2	1001	6201274	CDBG Administration	21A		\$18,062.67
2017	2	1001	6205402	CDBG Administration	21A		\$268.13
Total					21A	Matrix Code	\$159,541.99

Public Facilities and Infrastructure

	Create Suitable Living			Provide Decent Housing			Create Economic Opportunities			Total
	Access	Afford	Sustain	Access	Afford	Sustain	Access	Afford	Sustain	
Number of Persons Assisted										
with new access to a facility	0	0	0	0	0	0	0	0	0	0
with improved access to a facility	0	0	0	0	0	0	0	0	0	0
with access to a facility that is no longer substandard	0	0	0	0	0	0	0	0	0	0
Totals :	0	0	0	0	0	0	0	0	0	0

Number of Households Assisted										
with new access to a facility	0	0	0	0	0	0	0	0	0	0
with improved access to a facility	0	0	0	0	0	0	0	0	0	0
with access to a facility that is no longer substandard	0	0	0	0	0	0	0	0	0	0
Totals :	0	0	0	0	0	0	0	0	0	0

Public Services

	Create Suitable Living			Provide Decent Housing			Create Economic Opportunities			Total
	Access	Afford	Sustain	Access	Afford	Sustain	Access	Afford	Sustain	
Number of Persons Assisted										
with new (or continuing) access to a service	0	0	0	0	0	0	0	0	0	0
with improved (or continuing) access to a service	1,420	0	0	0	481	0	0	0	0	1,901
with new access to a service that is no longer substandard	0	0	0	0	0	0	0	0	0	0
Totals :	1,420	0	0	0	481	0	0	0	0	1,901

Public Services (continued)

	Create Suitable Living			Provide Decent Housing			Create Economic Opportunities			Total
	Access	Afford	Sustain	Access	Afford	Sustain	Access	Afford	Sustain	
Number of Households Assisted										
with new (or continuing) access to a service	0	0	0	0	0	0	0	0	0	0
with improved (or continuing) access to a service	0	0	0	0	0	0	0	0	0	0
with new access to a service that is no longer substandard	0	0	0	0	0	0	0	0	0	0
Totals :	0	0	0	0	0	0	0	0	0	0

Economic Development

	Create Suitable Living			Provide Decent Housing			Create Economic Opportunities			Total
	Access	Afford	Sustain	Access	Afford	Sustain	Access	Afford	Sustain	
Total Number of Businesses Assisted	0	0	0	0	0	0	0	0	0	0
Of Total										
New businesses assisted	0	0	0	0	0	0	0	0	0	0
Existing businesses assisted	0	0	0	0	0	0	0	0	0	0
Number of business facades/buildings rehabilitated	0	0	0	0	0	0	0	0	0	0
Assisted businesses that provide a good or service to service area/neighborhood/community	0	0	0	0	0	0	0	0	0	0
Total Number of Jobs Created	0	0	0	0	0	0	0	0	0	0
Types of Jobs Created										
Officials and Managers	0	0	0	0	0	0	0	0	0	0

Economic Development (continued)

	Create Suitable Living			Provide Decent Housing			Create Economic Opportunities			Total
	Access	Afford	Sustain	Access	Afford	Sustain	Access	Afford	Sustain	
Professional	0	0	0	0	0	0	0	0	0	0
Technicians	0	0	0	0	0	0	0	0	0	0
Sales	0	0	0	0	0	0	0	0	0	0
Office and Clerical	0	0	0	0	0	0	0	0	0	0
Craft Workers (skilled)	0	0	0	0	0	0	0	0	0	0
Operatives (semi-skilled)	0	0	0	0	0	0	0	0	0	0
Laborers (unskilled)	0	0	0	0	0	0	0	0	0	0
Service Workers	0	0	0	0	0	0	0	0	0	0
Of jobs created, number with employer sponsored health care benefits	0	0	0	0	0	0	0	0	0	0
Number unemployed prior to taking jobs	0	0	0	0	0	0	0	0	0	0
Total Number of Jobs Retained	0	0	0	0	0	0	0	0	0	0
Types of Jobs Retained										
Officials and Managers	0	0	0	0	0	0	0	0	0	0
Professional	0	0	0	0	0	0	0	0	0	0

Economic Development (continued)

	Create Suitable Living			Provide Decent Housing			Create Economic Opportunities			Total
	Access	Afford	Sustain	Access	Afford	Sustain	Access	Afford	Sustain	
Technicians	0	0	0	0	0	0	0	0	0	0
Sales	0	0	0	0	0	0	0	0	0	0
Office and Clerical	0	0	0	0	0	0	0	0	0	0
Craft Workers (skilled)	0	0	0	0	0	0	0	0	0	0
Operatives (semi-skilled)	0	0	0	0	0	0	0	0	0	0
Laborers (unskilled)	0	0	0	0	0	0	0	0	0	0
Service Workers	0	0	0	0	0	0	0	0	0	0
Of jobs retained, number with employer sponsored health care benefits	0	0	0	0	0	0	0	0	0	0
Acres of Brownfields Remediated	0	0	0	0	0	0	0	0	0	0

Rehabilitation of Rental Housing

	Create Suitable Living			Provide Decent Housing			Create Economic Opportunities			Total
	Access	Afford	Sustain	Access	Afford	Sustain	Access	Afford	Sustain	
Total LMH* units	0	0	0	0	0	0	0	0	0	0
Total SB*, URG units	0	0	0	0	0	0	0	0	0	0
Of Total, Number of Units Made 504 accessible	0	0	0	0	0	0	0	0	0	0
Brought from substandard to standard condition	0	0	0	0	0	0	0	0	0	0
Created through conversion of non-residential to residential buildings	0	0	0	0	0	0	0	0	0	0
Qualified as Energy Star	0	0	0	0	0	0	0	0	0	0
Brought to lead safety compliance	0	0	0	0	0	0	0	0	0	0
Affordable	0	0	0	0	0	0	0	0	0	0
Of Affordable Units										
Number subsidized by another federal, state, local program	0	0	0	0	0	0	0	0	0	0
Number occupied by elderly	0	0	0	0	0	0	0	0	0	0
Number of years of affordability	0	0	0	0	0	0	0	0	0	0
Average number of years of affordability per unit	0	0	0	0	0	0	0	0	0	0
Number designated for persons with HIV/AIDS	0	0	0	0	0	0	0	0	0	0

Rehabilitation of Rental Housing (continued)

	Create Suitable Living			Provide Decent Housing			Create Economic Opportunities			Total
	Access	Afford	Sustain	Access	Afford	Sustain	Access	Afford	Sustain	
Of those, number for the chronically homeless	0	0	0	0	0	0	0	0	0	0
Number of permanent housing units for homeless persons and families	0	0	0	0	0	0	0	0	0	0
Of those, number for the chronically homeless	0	0	0	0	0	0	0	0	0	0

Construction of Rental Housing

	Create Suitable Living			Provide Decent Housing			Create Economic Opportunities			Total
	Access	Afford	Sustain	Access	Afford	Sustain	Access	Afford	Sustain	
Total LMH* units	0	0	0	0	0	0	0	0	0	0
Total SB*, URG units	0	0	0	0	0	0	0	0	0	0
Of Total, Number of 504 accessible units	0	0	0	0	0	0	0	0	0	0
Units qualified as Energy Star	0	0	0	0	0	0	0	0	0	0
Affordable units	0	0	0	0	0	0	0	0	0	0
Of Affordable Units										
Number occupied by elderly	0	0	0	0	0	0	0	0	0	0
Years of affordability	0	0	0	0	0	0	0	0	0	0
Average number of years of affordability per unit	0	0	0	0	0	0	0	0	0	0

Construction of Rental Housing (continued)

	Create Suitable Living			Provide Decent Housing			Create Economic Opportunities			Total
	Access	Afford	Sustain	Access	Afford	Sustain	Access	Afford	Sustain	
Number subsidized with project based rental assistance by another federal, state, or local program	0	0	0	0	0	0	0	0	0	0
Number designated for persons with HIV/AIDS	0	0	0	0	0	0	0	0	0	0
Of those, the number for the chronically homeless	0	0	0	0	0	0	0	0	0	0
Number of permanent housing units for homeless persons and families	0	0	0	0	0	0	0	0	0	0
Of those, the number for the chronically homeless	0	0	0	0	0	0	0	0	0	0

Owner Occupied Housing Rehabilitation

	Create Suitable Living			Provide Decent Housing			Create Economic Opportunities			Total
	Access	Afford	Sustain	Access	Afford	Sustain	Access	Afford	Sustain	
Total LMH* units	0	0	0	0	51	0	0	0	0	51
Total SB*, URG units	0	0	0	0	0	0	0	0	0	0
Of Total, Number of Units Occupied by elderly										
Brought from substandard to standard condition	0	0	0	0	25	0	0	0	0	25
Qualified as Energy Star	0	0	0	0	0	0	0	0	0	0
Brought to lead safety compliance	0	0	0	0	0	0	0	0	0	0
Made accessible	0	0	0	0	0	0	0	0	0	0

Homebuyer Assistance

	Create Suitable Living			Provide Decent Housing			Create Economic Opportunities			Total
	Access	Afford	Sustain	Access	Afford	Sustain	Access	Afford	Sustain	
Total Households Assisted	0	0	0	0	4	0	0	0	0	4
Of Total:										
Number of first-time homebuyers	0	0	0	0	4	0	0	0	0	4
Of those, number receiving housing counseling	0	0	0	0	4	0	0	0	0	4
Number of households receiving downpayment/closing costs assistance	0	0	0	0	4	0	0	0	0	4

Development of Homeowner Housing

	Create Suitable Living			Provide Decent Housing			Create Economic Opportunities			Total
	Access	Afford	Sustain	Access	Afford	Sustain	Access	Afford	Sustain	
Total LMH* units	0	0	0	0	0	0	0	0	0	0
Total SB*, URG units	0	0	0	0	0	0	0	0	0	0
Of Total, Number of Affordable units	0	0	0	0	0	0	0	0	0	0
Years of affordability	0	0	0	0	0	0	0	0	0	0
Average number of years of affordability per unit	0	0	0	0	0	0	0	0	0	0
Units qualified as Energy Star	0	0	0	0	0	0	0	0	0	0
504 accessible units	0	0	0	0	0	0	0	0	0	0
Units occupied by households previously living in subsidized housing	0	0	0	0	0	0	0	0	0	0
Of Affordable Units										
Number occupied by elderly	0	0	0	0	0	0	0	0	0	0
Number designated for persons with HIV/AIDS	0	0	0	0	0	0	0	0	0	0
Of those, number for the chronically homeless	0	0	0	0	0	0	0	0	0	0
Number of housing units for homeless persons and families	0	0	0	0	0	0	0	0	0	0
Of those, number for the chronically homeless	0	0	0	0	0	0	0	0	0	0

Housing Subsidies

	Create Suitable Living			Provide Decent Housing			Create Economic Opportunities			Total
	Access	Afford	Sustain	Access	Afford	Sustain	Access	Afford	Sustain	
Total Number of Households	0	0	0	0	0	0	0	0	0	0
Of Total:										
Number of households receiving short-term rental assistance (< = 3 months)	0	0	0	0	0	0	0	0	0	0
Number of households assisted that were previously homeless	0	0	0	0	0	0	0	0	0	0
Of those, number of chronically homeless households	0	0	0	0	0	0	0	0	0	0

Shelter for Homeless Persons

	Create Suitable Living			Provide Decent Housing			Create Economic Opportunities			Total
	Access	Afford	Sustain	Access	Afford	Sustain	Access	Afford	Sustain	
Number of beds created in overnight shelter/other emergency housing	0	0	0	0	0	0	0	0	0	0
Number of homeless persons given overnight shelter	698	0	0	0	0	0	0	0	0	698

Homeless Prevention

	Create Suitable Living			Provide Decent Housing			Create Economic Opportunities			Total
	Access	Afford	Sustain	Access	Afford	Sustain	Access	Afford	Sustain	
Number of Persons Assisted that received emergency financial assistance to prevent homelessness	0	0	0	0	0	0	0	0	0	0
that received emergency legal assistance to prevent homelessness	0	0	0	0	0	0	0	0	0	0

Public Facilities and Infrastructure

	Create Suitable Living			Provide Decent Housing			Create Economic Opportunities			Total
	Access	Afford	Sustain	Access	Afford	Sustain	Access	Afford	Sustain	
Number of Persons Assisted										
with new access to a facility	0	0	0	0	0	0	0	0	0	0
with improved access to a facility	0	0	0	0	0	0	0	0	0	0
with access to a facility that is no longer substandard	0	0	0	0	0	0	0	0	0	0
Totals :	0	0	0	0	0	0	0	0	0	0

Number of Households Assisted										
with new access to a facility	0	0	0	0	0	0	0	0	0	0
with improved access to a facility	0	0	0	0	0	0	0	0	0	0
with access to a facility that is no longer substandard	0	0	0	0	0	0	0	0	0	0
Totals :	0	0	0	0	0	0	0	0	0	0

Public Services

	Create Suitable Living			Provide Decent Housing			Create Economic Opportunities			Total
	Access	Afford	Sustain	Access	Afford	Sustain	Access	Afford	Sustain	
Number of Persons Assisted										
with new (or continuing) access to a service	0	0	0	0	0	0	0	0	0	0
with improved (or continuing) access to a service	1,420	0	0	0	481	0	0	0	0	1,901
with new access to a service that is no longer substandard	0	0	0	0	0	0	0	0	0	0
Totals :	1,420	0	0	0	481	0	0	0	0	1,901

Public Services (continued)

	Create Suitable Living			Provide Decent Housing			Create Economic Opportunities			Total
	Access	Afford	Sustain	Access	Afford	Sustain	Access	Afford	Sustain	
Number of Households Assisted										
with new (or continuing) access to a service	0	0	0	0	0	0	0	0	0	0
with improved (or continuing) access to a service	0	0	0	0	0	0	0	0	0	0
with new access to a service that is no longer substandard	0	0	0	0	0	0	0	0	0	0
Totals :	0	0	0	0	0	0	0	0	0	0

Economic Development

	Create Suitable Living			Provide Decent Housing			Create Economic Opportunities			Total
	Access	Afford	Sustain	Access	Afford	Sustain	Access	Afford	Sustain	
Total Number of Businesses Assisted	0	0	0	0	0	0	0	0	0	0
Of Total										
New businesses assisted	0	0	0	0	0	0	0	0	0	0
Existing businesses assisted	0	0	0	0	0	0	0	0	0	0
Number of business facades/buildings rehabilitated	0	0	0	0	0	0	0	0	0	0
Assisted businesses that provide a good or service to service area/neighborhood/community	0	0	0	0	0	0	0	0	0	0
Total Number of Jobs Created	0	0	0	0	0	0	0	0	0	0
Types of Jobs Created										
Officials and Managers	0	0	0	0	0	0	0	0	0	0

Economic Development (continued)

	Create Suitable Living			Provide Decent Housing			Create Economic Opportunities			Total
	Access	Afford	Sustain	Access	Afford	Sustain	Access	Afford	Sustain	
Professional	0	0	0	0	0	0	0	0	0	0
Technicians	0	0	0	0	0	0	0	0	0	0
Sales	0	0	0	0	0	0	0	0	0	0
Office and Clerical	0	0	0	0	0	0	0	0	0	0
Craft Workers (skilled)	0	0	0	0	0	0	0	0	0	0
Operatives (semi-skilled)	0	0	0	0	0	0	0	0	0	0
Laborers (unskilled)	0	0	0	0	0	0	0	0	0	0
Service Workers	0	0	0	0	0	0	0	0	0	0
Of jobs created, number with employer sponsored health care benefits	0	0	0	0	0	0	0	0	0	0
Number unemployed prior to taking jobs	0	0	0	0	0	0	0	0	0	0
Total Number of Jobs Retained	0	0	0	0	0	0	0	0	0	0
Types of Jobs Retained										
Officials and Managers	0	0	0	0	0	0	0	0	0	0
Professional	0	0	0	0	0	0	0	0	0	0

Economic Development (continued)

	Create Suitable Living			Provide Decent Housing			Create Economic Opportunities			Total
	Access	Afford	Sustain	Access	Afford	Sustain	Access	Afford	Sustain	
Technicians	0	0	0	0	0	0	0	0	0	0
Sales	0	0	0	0	0	0	0	0	0	0
Office and Clerical	0	0	0	0	0	0	0	0	0	0
Craft Workers (skilled)	0	0	0	0	0	0	0	0	0	0
Operatives (semi-skilled)	0	0	0	0	0	0	0	0	0	0
Laborers (unskilled)	0	0	0	0	0	0	0	0	0	0
Service Workers	0	0	0	0	0	0	0	0	0	0
Of jobs retained, number with employer sponsored health care benefits	0	0	0	0	0	0	0	0	0	0
Acres of Brownfields Remediated	0	0	0	0	0	0	0	0	0	0

Rehabilitation of Rental Housing

	Create Suitable Living			Provide Decent Housing			Create Economic Opportunities			Total
	Access	Afford	Sustain	Access	Afford	Sustain	Access	Afford	Sustain	
Total LMH* units	0	0	0	0	0	0	0	0	0	0
Total SB*, URG units	0	0	0	0	0	0	0	0	0	0
Of Total, Number of Units Made 504 accessible	0	0	0	0	0	0	0	0	0	0
Brought from substandard to standard condition	0	0	0	0	0	0	0	0	0	0
Created through conversion of non-residential to residential buildings	0	0	0	0	0	0	0	0	0	0
Qualified as Energy Star	0	0	0	0	0	0	0	0	0	0
Brought to lead safety compliance	0	0	0	0	0	0	0	0	0	0
Affordable	0	0	0	0	0	0	0	0	0	0
Of Affordable Units										
Number subsidized by another federal, state, local program	0	0	0	0	0	0	0	0	0	0
Number occupied by elderly	0	0	0	0	0	0	0	0	0	0
Number of years of affordability	0	0	0	0	0	0	0	0	0	0
Average number of years of affordability per unit	0	0	0	0	0	0	0	0	0	0
Number designated for persons with HIV/AIDS	0	0	0	0	0	0	0	0	0	0

Rehabilitation of Rental Housing (continued)

	Create Suitable Living			Provide Decent Housing			Create Economic Opportunities			Total
	Access	Afford	Sustain	Access	Afford	Sustain	Access	Afford	Sustain	
Of those, number for the chronically homeless	0	0	0	0	0	0	0	0	0	0
Number of permanent housing units for homeless persons and families	0	0	0	0	0	0	0	0	0	0
Of those, number for the chronically homeless	0	0	0	0	0	0	0	0	0	0

Construction of Rental Housing

	Create Suitable Living			Provide Decent Housing			Create Economic Opportunities			Total
	Access	Afford	Sustain	Access	Afford	Sustain	Access	Afford	Sustain	
Total LMH* units	0	0	0	0	0	0	0	0	0	0
Total SB*, URG units	0	0	0	0	0	0	0	0	0	0
Of Total, Number of 504 accessible units	0	0	0	0	0	0	0	0	0	0
Units qualified as Energy Star	0	0	0	0	0	0	0	0	0	0
Affordable units	0	0	0	0	0	0	0	0	0	0
Of Affordable Units										
Number occupied by elderly	0	0	0	0	0	0	0	0	0	0
Years of affordability	0	0	0	0	0	0	0	0	0	0
Average number of years of affordability per unit	0	0	0	0	0	0	0	0	0	0

Construction of Rental Housing (continued)

	Create Suitable Living			Provide Decent Housing			Create Economic Opportunities			Total
	Access	Afford	Sustain	Access	Afford	Sustain	Access	Afford	Sustain	
Number subsidized with project based rental assistance by another federal, state, or local program	0	0	0	0	0	0	0	0	0	0
Number designated for persons with HIV/AIDS	0	0	0	0	0	0	0	0	0	0
Of those, the number for the chronically homeless	0	0	0	0	0	0	0	0	0	0
Number of permanent housing units for homeless persons and families	0	0	0	0	0	0	0	0	0	0
Of those, the number for the chronically homeless	0	0	0	0	0	0	0	0	0	0

Owner Occupied Housing Rehabilitation

	Create Suitable Living			Provide Decent Housing			Create Economic Opportunities			Total
	Access	Afford	Sustain	Access	Afford	Sustain	Access	Afford	Sustain	
Total LMH* units	0	0	0	0	51	0	0	0	0	51
Total SB*, URG units	0	0	0	0	0	0	0	0	0	0
Of Total, Number of Units Occupied by elderly	0	0	0	0	25	0	0	0	0	25
Brought from substandard to standard condition	0	0	0	0	0	0	0	0	0	0
Qualified as Energy Star	0	0	0	0	0	0	0	0	0	0
Brought to lead safety compliance	0	0	0	0	0	0	0	0	0	0
Made accessible	0	0	0	0	0	0	0	0	0	0

Homebuyer Assistance

	Create Suitable Living			Provide Decent Housing			Create Economic Opportunities			Total
	Access	Afford	Sustain	Access	Afford	Sustain	Access	Afford	Sustain	
Total Households Assisted	0	0	0	0	4	0	0	0	0	4
Of Total:										
Number of first-time homebuyers	0	0	0	0	4	0	0	0	0	4
Of those, number receiving housing counseling	0	0	0	0	4	0	0	0	0	4
Number of households receiving downpayment/closing costs assistance	0	0	0	0	4	0	0	0	0	4

Development of Homeowner Housing

	Create Suitable Living			Provide Decent Housing			Create Economic Opportunities			Total
	Access	Afford	Sustain	Access	Afford	Sustain	Access	Afford	Sustain	
Total LMH* units	0	0	0	0	0	0	0	0	0	0
Total SB*, URG units	0	0	0	0	0	0	0	0	0	0
Of Total, Number of Affordable units	0	0	0	0	0	0	0	0	0	0
Years of affordability	0	0	0	0	0	0	0	0	0	0
Average number of years of affordability per unit	0	0	0	0	0	0	0	0	0	0
Units qualified as Energy Star	0	0	0	0	0	0	0	0	0	0
504 accessible units	0	0	0	0	0	0	0	0	0	0
Units occupied by households previously living in subsidized housing	0	0	0	0	0	0	0	0	0	0
Of Affordable Units										
Number occupied by elderly	0	0	0	0	0	0	0	0	0	0
Number designated for persons with HIV/AIDS	0	0	0	0	0	0	0	0	0	0
Of those, number for the chronically homeless	0	0	0	0	0	0	0	0	0	0
Number of housing units for homeless persons and families	0	0	0	0	0	0	0	0	0	0
Of those, number for the chronically homeless	0	0	0	0	0	0	0	0	0	0

Housing Subsidies

	Create Suitable Living			Provide Decent Housing			Create Economic Opportunities			Total
	Access	Afford	Sustain	Access	Afford	Sustain	Access	Afford	Sustain	
Total Number of Households	0	0	0	0	0	0	0	0	0	0
Of Total:										
Number of households receiving short-term rental assistance (< = 3 months)	0	0	0	0	0	0	0	0	0	0
Number of households assisted that were previously homeless	0	0	0	0	0	0	0	0	0	0
Of those, number of chronically homeless households	0	0	0	0	0	0	0	0	0	0

Shelter for Homeless Persons

	Create Suitable Living			Provide Decent Housing			Create Economic Opportunities			Total
	Access	Afford	Sustain	Access	Afford	Sustain	Access	Afford	Sustain	
Number of beds created in overnight shelter/other emergency housing	0	0	0	0	0	0	0	0	0	0
Number of homeless persons given overnight shelter	698	0	0	0	0	0	0	0	0	698

Homeless Prevention

	Create Suitable Living			Provide Decent Housing			Create Economic Opportunities			Total
	Access	Afford	Sustain	Access	Afford	Sustain	Access	Afford	Sustain	
Number of Persons Assisted										
that received emergency financial assistance to prevent homelessness	0	0	0	0	0	0	0	0	0	0
that received emergency legal assistance to prevent homelessness	0	0	0	0	0	0	0	0	0	0

IDIS - PR84

U.S. Department of Housing and Urban Development
Office of Community Planning and Development
Integrated Disbursement and Information System
CDBG Strategy Area, CFDI, and Local Target Area Report
BRYAN, TX
Program Year 2017

DATE: 11-30-18
TIME: 11:23
PAGE: 1

Totals for all Areas

Number of new businesses assisted	0
Number of existing businesses assisted	0
Number of jobs created or retained in area	0
Amount of funds leveraged	0
Number of LMI persons assisted	
By direct benefit activities	0
By area benefit activities	0
Number of LMI households assisted	0
Number of acres of brownfields remediated	0
Number with new access to public facilities/improvements	0
Number of business facades/buildings rehabilitated	0
Slum/blight demolition	0

Objectives	Availability / Accessibility		Outcomes Affordability		Sustainability		Total by Objective		# of Total Units Brought to Property Standard		Of the Total Units, the # occupied by Households <= 80% AMI		
	Units	\$	Units	\$	Units	\$	Units	\$	Units	\$	Units	\$	Units
Suitable Living	0	0.00	0	0.00	2	5,626.85	2	5,626.85	1	***	***	2	***
Decent Housing	0	1,726,570.94	423	4,256,866.60	30	570,856.13	644	6,554,293.67	6	***	***	643	***
Economic Opportunity	0	0.00	0	0.00	0	0.00	0	0.00	0	0.00	0.00	0	0.00
Total by Outcome	191	1,726,570.94	423	4,256,866.60	32	576,482.98	646	6,559,920.52	7	***	***	645	***

IDIS - PR85

U.S. Department of Housing and Urban Development
 Office of Community Planning and Development
 Integrated Disbursement and Information System
 Rental , Homebuyer , Homeowner Rehab, TBRA
 Housing Performance Report - BRYAN , TX

Date: 11-30-18
 Time: 11:25
 Page: 1

Program Rental , Homebuyer , Homeowner Rehab, TBRA
 Date Range
 Home Tenure Type

Objectives	Availability / Accessibility		Outcomes Affordability		Sustainability		Total by Objective		# of Total Units Brought to Property Standard		Of the Total Units, the # occupied by Households <= 80% AMI	
	Units	\$	Units	\$	Units	\$	Units	\$	Units	\$	Units	\$
Suitable Living	12	575,119.53	10	124,901.76	0	0.00	22	700,021.29	22	700,021.29	22	700,021.29
Decent Housing	31	262,628.18	475	7,226,572.25	1	97,105.57	507	7,586,306.00	507	7,586,306.00	507	7,586,306.00
Economic Opportunity	0	0.00	0	0.00	0	0.00	0	0.00	0	0.00	0	0.00
Total by Outcome	43	837,747.71	485	7,351,474.01	1	97,105.57	529	8,286,327.29	529	8,286,327.29	529	8,286,327.29



U.S. Department of Housing and Urban Development
Office of Community Planning and Development
Integrated Disbursement and Information System
Status of Open Activities and Activities Completed/Cancelled in the Last Year Activities - State
BRYAN, TX

DATE: 11-30-18
TIME: 11:09
PAGE: 1

IDIS - PR22

No data returned for this view. This might be because the applied filter excludes all data.



U.S. Department of Housing and Urban Development
 Office of Community Planning and Development
 Integrated Disbursement and Information System
 Status of Open Activities and Activities Completed/Cancelled in the Last Year Activities -
Entirety

DATE: 11-30-18
 TIME: 11:11
 PAGE: 1

IDIS - PR22

Tenure Type	Activity Type	IDIS Activity	Activity Address	Activity Status	Status Date	Total Units	Home Units	Initial Funding Date	Committed Amount	Drawn Amount	PCT
Rental	NEW CONSTRUCTION	1019	719 Fairview St 1003 Hudson , Bryan TX, 77803	Open	09/06/18	0	0	09/06/18	\$10,000.00	\$0.00	0.00%
Homebuyer	ACQUISITION ONLY	1009	2103 Manning Way , Bryan TX, 77803	Completed	04/13/18	1	1	01/17/18	\$9,057.97	\$9,057.97	100.00%
Homebuyer	ACQUISITION ONLY	1010	2206 Teton Dr , Bryan TX, 77803	Completed	04/13/18	1	1	01/17/18	\$9,408.61	\$9,408.61	100.00%
Homebuyer	ACQUISITION ONLY	1012	1101 W Martin Luther King Jr St , Bryan TX, 77803	Completed	11/16/18	1	1	03/19/18	\$11,699.54	\$11,699.54	100.00%
Homebuyer	ACQUISITION ONLY	1013	607 E Mik Jr St Bryan, Bryan TX, 77803	Completed	11/20/18	1	1	04/25/18	\$9,369.54	\$9,369.54	100.00%
Homebuyer	ACQUISITION ONLY	1016	1215 Lincoln St , Bryan TX, 77808	Completed	11/20/18	1	1	06/22/18	\$15,863.74	\$15,863.74	100.00%
Homebuyer	ACQUISITION ONLY	1017	3305 Augusta Dr , Bryan TX, 77803	Completed	11/20/18	1	1	07/24/18	\$9,135.92	\$9,135.92	100.00%
Homebuyer	ACQUISITION ONLY	1022	408 Brookside Dr W , Bryan TX, 77801	Completed	11/20/18	1	1	09/14/18	\$8,995.94	\$8,995.94	100.00%
Homebuyer	ACQUISITION ONLY	1023	1013 Dansby St , Bryan TX, 77803	Completed	11/20/18	1	1	09/14/18	\$8,514.14	\$8,514.14	100.00%
Homeowner Rehab	REHABILITATION	980	807 Dansby St , Bryan TX, 77803	Completed	12/05/17	1	1	09/28/16	\$108,837.18	\$108,837.18	100.00%
Homeowner Rehab	REHABILITATION	996	1218 Henderson St , Bryan TX, 77803	Completed	11/16/18	1	1	06/22/17	\$119,913.84	\$119,913.84	100.00%



U.S. Department of Housing and Urban Development
Office of Community Planning and Development
Integrated Disbursement and Information System
Status of Open Activities and Activities Completed/Cancelled in the Last Year Activities - Non-
Entirement

DATE: 11-30-18
TIME: 11:11
PAGE: 1

IDIS - PR22

No data returned for this view. This might be because the applied filter excludes all data.



U.S. Department of Housing and Urban Development
 Office of Community Planning and Development
 Integrated Disbursement and Information System
Status of HOME Grants
BRYAN

DATE: 11-30-18
 TIME: 11:03
 PAGE: 1

IDIS - PR27

Commitments from Authorized Funds

Fiscal Year	Total Authorization	Admin/CHDO OP Authorization	CR/CL/CC – Amount Committed to CHDOS	% CHDO Cmtd	SU Funds-Subgrants to Other Entities	EN Funds-PJ Committed to Activities	Total Authorized Commitments	% of Auth Cmtd
1996	\$500,000.00	\$50,000.00	\$75,000.00	15.0%	\$0.00	\$375,000.00	\$500,000.00	100.0%
1997	\$349,000.00	\$34,900.00	\$52,350.00	15.0%	\$0.00	\$261,750.00	\$349,000.00	100.0%
1998	\$370,000.00	\$37,000.00	\$55,500.00	15.0%	\$0.00	\$277,500.00	\$370,000.00	100.0%
1999	\$400,000.00	\$40,000.00	\$60,000.00	15.0%	\$0.00	\$300,000.00	\$400,000.00	100.0%
2000	\$399,000.00	\$39,900.00	\$59,850.00	15.0%	\$0.00	\$299,250.00	\$399,000.00	100.0%
2001	\$445,000.00	\$44,500.00	\$66,750.00	15.0%	\$0.00	\$333,750.00	\$445,000.00	100.0%
2002	\$442,000.00	\$44,200.00	\$66,300.00	15.0%	\$0.00	\$331,500.00	\$442,000.00	100.0%
2003	\$503,123.00	\$50,312.50	\$75,468.75	15.0%	\$0.00	\$377,341.75	\$503,123.00	100.0%
2004	\$500,388.00	\$50,038.80	\$75,058.20	15.0%	\$0.00	\$375,291.00	\$500,388.00	100.0%
2005	\$471,684.00	\$47,168.40	\$70,752.60	15.0%	\$0.00	\$353,763.00	\$471,684.00	100.0%
2006	\$444,311.00	\$44,431.10	\$66,646.65	15.0%	\$0.00	\$333,233.25	\$444,311.00	100.0%
2007	\$439,708.00	\$43,970.80	\$65,956.20	15.0%	\$0.00	\$329,781.00	\$439,708.00	100.0%
2008	\$427,066.00	\$21,788.60	\$64,059.90	15.0%	\$0.00	\$341,217.50	\$427,066.00	100.0%
2009	\$474,706.00	\$12,412.53	\$71,205.90	15.0%	\$0.00	\$391,087.57	\$474,706.00	100.0%
2010	\$471,868.00	\$47,186.80	\$70,780.20	15.0%	\$0.00	\$353,901.00	\$471,868.00	100.0%
2011	\$417,744.00	\$41,774.40	\$62,661.60	15.0%	\$0.00	\$313,308.00	\$417,744.00	100.0%
2012	\$307,231.00	\$46,084.10	\$46,085.00	15.0%	\$0.00	\$215,061.90	\$307,231.00	100.0%
2013	\$301,258.00	\$19,027.55	\$45,188.70	15.0%	\$0.00	\$237,041.75	\$301,258.00	100.0%
2014	\$302,724.00	\$26,617.58	\$45,408.60	15.0%	\$0.00	\$203,717.79	\$275,743.97	91.0%
2015	\$262,262.00	\$24,649.81	\$39,339.30	15.0%	\$0.00	\$125,241.31	\$189,230.42	72.1%
2016	\$272,717.00	\$23,462.63	\$0.00	0.0%	\$0.00	\$0.00	\$23,462.63	8.6%
2017	\$250,189.00	\$25,018.90	\$0.00	0.0%	\$0.00	\$0.00	\$25,018.90	10.0%
2018	\$343,707.00	\$34,370.70	\$0.00	0.0%	\$0.00	\$0.00	\$34,370.70	9.9%
Total	\$9,095,686.00	\$848,815.20	\$1,234,361.60	13.5%	\$0.00	\$6,128,736.82	\$8,211,913.62	90.2%



Status of HOME Grants
 BRYAN

IDIS - PR27

Program Income (PI)

Program Year	Total Receipts	Amount Suballocated to PA	Amount Committed to Activities	% Committed	Net Disbursed	Disbursed Pending Approval	Total Disbursed	% Disbursed
1996	\$0.00	N/A	\$0.00	0.0%	\$0.00	\$0.00	\$0.00	0.0%
1997	\$24,176.18	N/A	\$24,176.18	100.0%	\$24,176.18	\$0.00	\$24,176.18	100.0%
1998	\$0.00	N/A	\$0.00	0.0%	\$0.00	\$0.00	\$0.00	0.0%
1999	\$12,000.00	N/A	\$12,000.00	100.0%	\$12,000.00	\$0.00	\$12,000.00	100.0%
2000	\$16,087.50	N/A	\$16,087.50	100.0%	\$16,087.50	\$0.00	\$16,087.50	100.0%
2001	\$22,937.24	N/A	\$22,937.24	100.0%	\$22,937.24	\$0.00	\$22,937.24	100.0%
2002	\$12,208.50	N/A	\$12,208.50	100.0%	\$12,208.50	\$0.00	\$12,208.50	100.0%
2003	\$27,100.25	N/A	\$27,100.25	100.0%	\$27,100.25	\$0.00	\$27,100.25	100.0%
2004	\$34,863.01	N/A	\$34,863.01	100.0%	\$34,863.01	\$0.00	\$34,863.01	100.0%
2005	\$40,541.80	N/A	\$40,541.80	100.0%	\$40,541.80	\$0.00	\$40,541.80	100.0%
2006	\$42,561.40	N/A	\$42,561.40	100.0%	\$42,561.40	\$0.00	\$42,561.40	100.0%
2007	\$56,779.70	N/A	\$56,779.70	100.0%	\$56,779.70	\$0.00	\$56,779.70	100.0%
2008	\$51,856.42	N/A	\$51,856.42	100.0%	\$51,856.42	\$0.00	\$51,856.42	100.0%
2009	\$57,836.57	N/A	\$57,836.57	100.0%	\$57,836.57	\$0.00	\$57,836.57	100.0%
2010	\$54,939.92	N/A	\$54,939.92	100.0%	\$54,939.92	\$0.00	\$54,939.92	100.0%
2011	\$61,592.28	N/A	\$61,592.28	100.0%	\$61,592.28	\$0.00	\$61,592.28	100.0%
2012	\$46,655.23	\$0.00	\$46,655.23	100.0%	\$46,655.23	\$0.00	\$46,655.23	100.0%
2013	\$70,789.57	\$0.00	\$70,789.57	100.0%	\$70,789.57	\$0.00	\$70,789.57	100.0%
2014	\$58,874.61	\$0.00	\$58,874.61	100.0%	\$58,874.61	\$0.00	\$58,874.61	100.0%
2015	\$52,977.41	\$0.00	\$52,977.41	100.0%	\$52,977.41	\$0.00	\$52,977.41	100.0%
2016	\$63,803.73	\$0.00	\$63,803.73	100.0%	\$63,803.73	\$0.00	\$63,803.73	100.0%
2017	\$121,942.65	\$0.00	\$121,942.65	100.0%	\$121,942.65	\$0.00	\$121,942.65	100.0%
2018	\$4,006.02	\$0.00	\$2,510.08	62.6%	\$2,510.08	\$0.00	\$2,510.08	62.6%
Total	\$934,529.99	\$0.00	\$933,034.05	99.8%	\$933,034.05	\$0.00	\$933,034.05	99.8%



Status of HOME Grants
 BRYAN

IDIS - PR27

Program Income for Administration (PA)

Program Year	Authorized Amount	Amount Committed to Activities	% Committed	Net Disbursed	Disbursed Pending Approval	Total Disbursed	% Disbursed
2012	\$0.00	\$0.00	0.0%	\$0.00	\$0.00	\$0.00	0.0%
2013	\$0.00	\$0.00	0.0%	\$0.00	\$0.00	\$0.00	0.0%
2014	\$0.00	\$0.00	0.0%	\$0.00	\$0.00	\$0.00	0.0%
2015	\$0.00	\$0.00	0.0%	\$0.00	\$0.00	\$0.00	0.0%
2016	\$0.00	\$0.00	0.0%	\$0.00	\$0.00	\$0.00	0.0%
2017	\$0.00	\$0.00	0.0%	\$0.00	\$0.00	\$0.00	0.0%
2018	\$0.00	\$0.00	0.0%	\$0.00	\$0.00	\$0.00	0.0%
Total	\$0.00	\$0.00	0.0%	\$0.00	\$0.00	\$0.00	0.0%



Status of HOME Grants
 BRYAN

IDIS - PR27

Recaptured Homebuyer Funds (HP)

Program Year	Total Receipts	Amount Committed to Activities	% Committed	Net Disbursed	Disbursed Pending Approval	Total Disbursed	% Disbursed
2015	\$0.00	\$0.00	0.0%	\$0.00	\$0.00	\$0.00	0.0%
2016	\$4,875.00	\$4,875.00	100.0%	\$4,875.00	\$0.00	\$4,875.00	100.0%
2017	\$29,946.46	\$29,946.46	100.0%	\$29,946.46	\$0.00	\$29,946.46	100.0%
2018	\$0.00	\$0.00	0.0%	\$0.00	\$0.00	\$0.00	0.0%
Total	\$34,821.46	\$34,821.46	100.0%	\$34,821.46	\$0.00	\$34,821.46	100.0%



U.S. Department of Housing and Urban Development
 Office of Community Planning and Development
 Integrated Disbursement and Information System
Status of HOME Grants
BRYAN

DATE: 11-30-18
 TIME: 11:03
 PAGE: 5

IDIS - PR27

Repayments to Local Account (IU)

Program Year	Total Receipts	Amount Committed to Activities	% Committed	Net Disbursed	Disbursed Pending Approval	Total Disbursed	% Disbursed
2015	\$0.00	\$0.00	0.0%	\$0.00	\$0.00	\$0.00	0.0%
2016	\$0.00	\$0.00	0.0%	\$0.00	\$0.00	\$0.00	0.0%
2017	\$0.00	\$0.00	0.0%	\$0.00	\$0.00	\$0.00	0.0%
2018	\$0.00	\$0.00	0.0%	\$0.00	\$0.00	\$0.00	0.0%
Total	\$0.00	\$0.00	0.0%	\$0.00	\$0.00	\$0.00	0.0%



Status of HOME Grants
 BRYAN

IDIS - PR27

Disbursements from Treasury Account

Fiscal Year	Total Authorization	Disbursed	Returned	Net Disbursed	Disbursed Pending Approval	Total Disbursed	% Disb	Available to Disburse
1996	\$500,000.00	\$500,000.00	\$0.00	\$500,000.00	\$0.00	\$500,000.00	100.0%	\$0.00
1997	\$349,000.00	\$349,000.00	\$0.00	\$349,000.00	\$0.00	\$349,000.00	100.0%	\$0.00
1998	\$370,000.00	\$370,000.00	\$0.00	\$370,000.00	\$0.00	\$370,000.00	100.0%	\$0.00
1999	\$400,000.00	\$407,917.65	(\$7,917.65)	\$400,000.00	\$0.00	\$400,000.00	100.0%	\$0.00
2000	\$399,000.00	\$399,000.00	\$0.00	\$399,000.00	\$0.00	\$399,000.00	100.0%	\$0.00
2001	\$445,000.00	\$445,000.00	\$0.00	\$445,000.00	\$0.00	\$445,000.00	100.0%	\$0.00
2002	\$442,000.00	\$442,000.00	\$0.00	\$442,000.00	\$0.00	\$442,000.00	100.0%	\$0.00
2003	\$503,123.00	\$503,123.00	\$0.00	\$503,123.00	\$0.00	\$503,123.00	100.0%	\$0.00
2004	\$500,388.00	\$500,388.00	\$0.00	\$500,388.00	\$0.00	\$500,388.00	100.0%	\$0.00
2005	\$471,684.00	\$471,684.00	\$0.00	\$471,684.00	\$0.00	\$471,684.00	100.0%	\$0.00
2006	\$444,311.00	\$444,311.00	\$0.00	\$444,311.00	\$0.00	\$444,311.00	100.0%	\$0.00
2007	\$439,708.00	\$439,708.00	\$0.00	\$439,708.00	\$0.00	\$439,708.00	100.0%	\$0.00
2008	\$427,066.00	\$427,066.00	\$0.00	\$427,066.00	\$0.00	\$427,066.00	100.0%	\$0.00
2009	\$474,706.00	\$474,706.00	\$0.00	\$474,706.00	\$0.00	\$474,706.00	100.0%	\$0.00
2010	\$471,868.00	\$471,868.00	\$0.00	\$471,868.00	\$0.00	\$471,868.00	100.0%	\$0.00
2011	\$417,744.00	\$417,744.00	\$0.00	\$417,744.00	\$0.00	\$417,744.00	100.0%	\$0.00
2012	\$307,231.00	\$315,307.51	(\$8,076.51)	\$307,231.00	\$0.00	\$307,231.00	100.0%	\$0.00
2013	\$301,258.00	\$301,258.00	\$0.00	\$301,258.00	\$0.00	\$301,258.00	100.0%	\$0.00
2014	\$302,724.00	\$275,743.97	\$0.00	\$275,743.97	\$0.00	\$275,743.97	91.0%	\$26,980.03
2015	\$262,262.00	\$179,230.42	\$0.00	\$179,230.42	\$0.00	\$179,230.42	68.3%	\$83,031.58
2016	\$272,717.00	\$23,462.63	\$0.00	\$23,462.63	\$0.00	\$23,462.63	8.6%	\$249,254.37
2017	\$250,189.00	\$17,336.91	\$0.00	\$17,336.91	\$0.00	\$17,336.91	6.9%	\$232,852.09
2018	\$343,707.00	\$0.00	\$0.00	\$0.00	\$0.00	\$0.00	0.0%	\$343,707.00
Total	\$9,095,686.00	\$8,175,855.09	(\$15,994.16)	\$8,159,860.93	\$0.00	\$8,159,860.93	89.7%	\$935,825.07



U.S. Department of Housing and Urban Development
 Office of Community Planning and Development
 Integrated Disbursement and Information System
Status of HOME Grants
BRYAN

DATE: 11-30-18
 TIME: 11:03
 PAGE: 7

IDIS - PR27

Home Activities Commitments/Disbursements from Treasury Account

Fiscal Year	Authorized for Activities	Amount Committed to Activities	% Cmtd	Disbursed	Returned	Net Disbursed	% Net Disb	Disbursed Pending Approval	Total Disbursed	% Disb
1996	\$450,000.00	\$450,000.00	100.0%	\$450,000.00	\$0.00	\$450,000.00	100.0%	\$0.00	\$450,000.00	100.0%
1997	\$314,100.00	\$314,100.00	100.0%	\$314,100.00	\$0.00	\$314,100.00	100.0%	\$0.00	\$314,100.00	100.0%
1998	\$333,000.00	\$333,000.00	100.0%	\$333,000.00	\$0.00	\$333,000.00	100.0%	\$0.00	\$333,000.00	100.0%
1999	\$360,000.00	\$360,000.00	100.0%	\$360,000.00	\$0.00	\$360,000.00	100.0%	\$0.00	\$360,000.00	100.0%
2000	\$359,100.00	\$359,100.00	100.0%	\$359,100.00	\$0.00	\$359,100.00	100.0%	\$0.00	\$359,100.00	100.0%
2001	\$400,500.00	\$400,500.00	100.0%	\$400,500.00	\$0.00	\$400,500.00	100.0%	\$0.00	\$400,500.00	100.0%
2002	\$397,800.00	\$397,800.00	100.0%	\$397,800.00	\$0.00	\$397,800.00	100.0%	\$0.00	\$397,800.00	100.0%
2003	\$452,810.50	\$452,810.50	100.0%	\$452,810.50	\$0.00	\$452,810.50	100.0%	\$0.00	\$452,810.50	100.0%
2004	\$450,349.20	\$450,349.20	100.0%	\$450,349.20	\$0.00	\$450,349.20	100.0%	\$0.00	\$450,349.20	100.0%
2005	\$424,515.60	\$424,515.60	100.0%	\$424,515.60	\$0.00	\$424,515.60	100.0%	\$0.00	\$424,515.60	100.0%
2006	\$399,879.90	\$399,879.90	100.0%	\$399,879.90	\$0.00	\$399,879.90	100.0%	\$0.00	\$399,879.90	100.0%
2007	\$395,737.20	\$395,737.20	100.0%	\$395,737.20	\$0.00	\$395,737.20	100.0%	\$0.00	\$395,737.20	100.0%
2008	\$405,277.40	\$405,277.40	100.0%	\$405,277.40	\$0.00	\$405,277.40	100.0%	\$0.00	\$405,277.40	100.0%
2009	\$462,293.47	\$462,293.47	100.0%	\$462,293.47	\$0.00	\$462,293.47	100.0%	\$0.00	\$462,293.47	100.0%
2010	\$424,681.20	\$424,681.20	100.0%	\$424,681.20	\$0.00	\$424,681.20	100.0%	\$0.00	\$424,681.20	100.0%
2011	\$375,969.60	\$375,969.60	100.0%	\$375,969.60	\$0.00	\$375,969.60	100.0%	\$0.00	\$375,969.60	100.0%
2012	\$261,146.90	\$261,146.90	100.0%	\$269,223.41	(\$8,076.51)	\$261,146.90	100.0%	\$0.00	\$261,146.90	100.0%
2013	\$282,230.45	\$282,230.45	100.0%	\$282,230.45	\$0.00	\$282,230.45	100.0%	\$0.00	\$282,230.45	100.0%
2014	\$276,106.42	\$249,126.39	90.2%	\$249,126.39	\$0.00	\$249,126.39	90.2%	\$0.00	\$249,126.39	90.2%
2015	\$237,612.19	\$164,580.61	69.2%	\$154,580.61	\$0.00	\$154,580.61	65.0%	\$0.00	\$154,580.61	65.0%
2016	\$249,254.37	\$0.00	0.0%	\$0.00	\$0.00	\$0.00	0.0%	\$0.00	\$0.00	0.0%
2017	\$225,170.10	\$0.00	0.0%	\$0.00	\$0.00	\$0.00	0.0%	\$0.00	\$0.00	0.0%
2018	\$309,336.30	\$0.00	0.0%	\$0.00	\$0.00	\$0.00	0.0%	\$0.00	\$0.00	0.0%
Total	\$8,246,870.80	\$7,363,098.42	89.2%	\$7,361,174.93	(\$8,076.51)	\$7,353,098.42	89.1%	\$0.00	\$7,353,098.42	89.1%



U.S. Department of Housing and Urban Development
 Office of Community Planning and Development
 Integrated Disbursement and Information System
Status of HOME Grants
BRYAN

DATE: 11-30-18
 TIME: 11:03
 PAGE: 8

IDIS - PR27

Administrative Funds (AD)

Fiscal Year	Authorized Amount	Amount Committed	% Auth Cmtd	Balance to Commit	Total Disbursed	% Auth Disb	Available to Disburse
1996	\$50,000.00	\$50,000.00	100.0%	\$0.00	\$50,000.00	100.0%	\$0.00
1997	\$34,900.00	\$34,900.00	100.0%	\$0.00	\$34,900.00	100.0%	\$0.00
1998	\$37,000.00	\$37,000.00	100.0%	\$0.00	\$37,000.00	100.0%	\$0.00
1999	\$40,000.00	\$40,000.00	100.0%	\$0.00	\$40,000.00	100.0%	\$0.00
2000	\$39,900.00	\$39,900.00	100.0%	\$0.00	\$39,900.00	100.0%	\$0.00
2001	\$44,500.00	\$44,500.00	100.0%	\$0.00	\$44,500.00	100.0%	\$0.00
2002	\$44,200.00	\$44,200.00	100.0%	\$0.00	\$44,200.00	100.0%	\$0.00
2003	\$50,312.50	\$50,312.50	100.0%	\$0.00	\$50,312.50	100.0%	\$0.00
2004	\$50,038.80	\$50,038.80	100.0%	\$0.00	\$50,038.80	100.0%	\$0.00
2005	\$47,188.40	\$47,188.40	100.0%	\$0.00	\$47,188.40	100.0%	\$0.00
2006	\$44,431.10	\$44,431.10	100.0%	\$0.00	\$44,431.10	100.0%	\$0.00
2007	\$43,970.80	\$43,970.80	100.0%	\$0.00	\$43,970.80	100.0%	\$0.00
2008	\$21,788.80	\$21,788.80	100.0%	\$0.00	\$21,788.80	100.0%	\$0.00
2009	\$7,412.53	\$7,412.53	100.0%	\$0.00	\$7,412.53	100.0%	\$0.00
2010	\$47,188.80	\$47,188.80	100.0%	\$0.00	\$47,188.80	100.0%	\$0.00
2011	\$41,774.40	\$41,774.40	100.0%	\$0.00	\$41,774.40	100.0%	\$0.00
2012	\$30,723.10	\$30,723.10	100.0%	\$0.00	\$30,723.10	100.0%	\$0.00
2013	\$19,027.55	\$19,027.55	100.0%	\$0.00	\$19,027.55	100.0%	\$0.00
2014	\$26,617.58	\$26,617.58	100.0%	\$0.00	\$26,617.58	100.0%	\$0.00
2015	\$24,649.81	\$24,649.81	100.0%	\$0.00	\$24,649.81	100.0%	\$0.00
2016	\$23,462.63	\$23,462.63	100.0%	\$0.00	\$23,462.63	100.0%	\$0.00
2017	\$25,018.90	\$17,338.91	69.2%	\$7,681.99	\$17,338.91	69.2%	\$7,681.99
2018	\$34,370.70	\$0.00	0.0%	\$34,370.70	\$0.00	0.0%	\$34,370.70
Total	\$828,454.20	\$786,401.51	94.9%	\$42,052.69	\$786,401.51	94.9%	\$42,052.69



U.S. Department of Housing and Urban Development
 Office of Community Planning and Development
 Integrated Disbursement and Information System
Status of HOME Grants
BRYAN

DATE: 11-30-18
 TIME: 11:03
 PAGE: 9

IDIS - PR27

CHDO Operating Funds (CO)

Fiscal Year	Authorized Amount	Amount Committed	% Auth Cmtd	Balance to Commit	Total Disbursed	% Auth Disb	Available to Disburse
1996	\$0.00	\$0.00	0.0%	\$0.00	\$0.00	0.0%	\$0.00
1997	\$0.00	\$0.00	0.0%	\$0.00	\$0.00	0.0%	\$0.00
1998	\$0.00	\$0.00	0.0%	\$0.00	\$0.00	0.0%	\$0.00
1999	\$0.00	\$0.00	0.0%	\$0.00	\$0.00	0.0%	\$0.00
2000	\$0.00	\$0.00	0.0%	\$0.00	\$0.00	0.0%	\$0.00
2001	\$0.00	\$0.00	0.0%	\$0.00	\$0.00	0.0%	\$0.00
2002	\$0.00	\$0.00	0.0%	\$0.00	\$0.00	0.0%	\$0.00
2003	\$0.00	\$0.00	0.0%	\$0.00	\$0.00	0.0%	\$0.00
2004	\$0.00	\$0.00	0.0%	\$0.00	\$0.00	0.0%	\$0.00
2005	\$0.00	\$0.00	0.0%	\$0.00	\$0.00	0.0%	\$0.00
2006	\$0.00	\$0.00	0.0%	\$0.00	\$0.00	0.0%	\$0.00
2007	\$0.00	\$0.00	0.0%	\$0.00	\$0.00	0.0%	\$0.00
2008	\$0.00	\$0.00	0.0%	\$0.00	\$0.00	0.0%	\$0.00
2009	\$5,000.00	\$5,000.00	100.0%	\$0.00	\$5,000.00	100.0%	\$0.00
2010	\$0.00	\$0.00	0.0%	\$0.00	\$0.00	0.0%	\$0.00
2011	\$0.00	\$0.00	0.0%	\$0.00	\$0.00	0.0%	\$0.00
2012	\$15,361.00	\$15,361.00	100.0%	\$0.00	\$15,361.00	100.0%	\$0.00
2013	\$0.00	\$0.00	0.0%	\$0.00	\$0.00	0.0%	\$0.00
2014	\$0.00	\$0.00	0.0%	\$0.00	\$0.00	0.0%	\$0.00
2015	\$0.00	\$0.00	0.0%	\$0.00	\$0.00	0.0%	\$0.00
2016	\$0.00	\$0.00	0.0%	\$0.00	\$0.00	0.0%	\$0.00
2017	\$0.00	\$0.00	0.0%	\$0.00	\$0.00	0.0%	\$0.00
2018	\$0.00	\$0.00	0.0%	\$0.00	\$0.00	0.0%	\$0.00
Total	\$20,361.00	\$20,361.00	100.0%	\$0.00	\$20,361.00	100.0%	\$0.00



U.S. Department of Housing and Urban Development
 Office of Community Planning and Development
 Integrated Disbursement and Information System
Status of HOME Grants
BRYAN

DATE: 11-30-18
 TIME: 11:03
 PAGE: 10

IDIS - PR27

CHDO Funds (CR)

Fiscal Year	CHDO Requirement	Authorized Amount	Amount Suballocated to CL/CC	Amount Subgranted to CHDOS	Balance to Subgrant	Funds Committed to Activities	% Subg Cmtd	Balance to Commit	Total Disbursed	% Subg Disb	Available to Disburse
1996	\$75,000.00	\$75,000.00	\$0.00	\$75,000.00	\$0.00	\$75,000.00	100.0%	\$0.00	\$75,000.00	100.0%	\$0.00
1997	\$52,350.00	\$52,350.00	\$0.00	\$52,350.00	\$0.00	\$52,350.00	100.0%	\$0.00	\$52,350.00	100.0%	\$0.00
1998	\$55,500.00	\$55,500.00	\$0.00	\$55,500.00	\$0.00	\$55,500.00	100.0%	\$0.00	\$55,500.00	100.0%	\$0.00
1999	\$60,000.00	\$60,000.00	\$0.00	\$60,000.00	\$0.00	\$60,000.00	100.0%	\$0.00	\$60,000.00	100.0%	\$0.00
2000	\$59,850.00	\$59,850.00	\$0.00	\$59,850.00	\$0.00	\$59,850.00	100.0%	\$0.00	\$59,850.00	100.0%	\$0.00
2001	\$66,750.00	\$66,750.00	\$0.00	\$66,750.00	\$0.00	\$66,750.00	100.0%	\$0.00	\$66,750.00	100.0%	\$0.00
2002	\$66,300.00	\$66,300.00	\$0.00	\$66,300.00	\$0.00	\$66,300.00	100.0%	\$0.00	\$66,300.00	100.0%	\$0.00
2003	\$75,468.45	\$75,468.75	\$0.00	\$75,468.75	\$0.00	\$75,468.75	100.0%	\$0.00	\$75,468.75	100.0%	\$0.00
2004	\$75,058.20	\$75,058.20	\$0.00	\$75,058.20	\$0.00	\$75,058.20	100.0%	\$0.00	\$75,058.20	100.0%	\$0.00
2005	\$70,752.60	\$70,752.60	\$0.00	\$70,752.60	\$0.00	\$70,752.60	100.0%	\$0.00	\$70,752.60	100.0%	\$0.00
2006	\$66,646.65	\$66,646.65	\$0.00	\$66,646.65	\$0.00	\$66,646.65	100.0%	\$0.00	\$66,646.65	100.0%	\$0.00
2007	\$65,956.20	\$65,956.20	\$0.00	\$65,956.20	\$0.00	\$65,956.20	100.0%	\$0.00	\$65,956.20	100.0%	\$0.00
2008	\$64,059.90	\$64,059.90	\$0.00	\$64,059.90	\$0.00	\$64,059.90	100.0%	\$0.00	\$64,059.90	100.0%	\$0.00
2009	\$71,205.90	\$71,205.90	\$0.00	\$71,205.90	\$0.00	\$71,205.90	100.0%	\$0.00	\$71,205.90	100.0%	\$0.00
2010	\$70,780.20	\$70,780.20	\$0.00	\$70,780.20	\$0.00	\$70,780.20	100.0%	\$0.00	\$70,780.20	100.0%	\$0.00
2011	\$62,661.60	\$62,661.60	\$0.00	\$62,661.60	\$0.00	\$62,661.60	100.0%	\$0.00	\$62,661.60	100.0%	\$0.00
2012	\$46,084.65	\$46,085.00	\$0.00	\$46,085.00	\$0.00	\$46,085.00	100.0%	\$0.00	\$46,085.00	100.0%	\$0.00
2013	\$45,188.70	\$45,188.70	\$0.00	\$45,188.70	\$0.00	\$45,188.70	100.0%	\$0.00	\$45,188.70	100.0%	\$0.00
2014	\$45,408.60	\$45,408.60	\$0.00	\$45,408.60	\$0.00	\$45,408.60	100.0%	\$0.00	\$45,408.60	100.0%	\$0.00
2015	\$39,339.30	\$39,339.30	\$0.00	\$39,339.30	\$0.00	\$39,339.30	100.0%	\$0.00	\$39,339.30	100.0%	\$0.00
2016	\$40,907.55	\$50,907.55	\$0.00	\$40,907.55	\$10,000.00	\$0.00	0.0%	\$50,907.55	\$0.00	0.0%	\$50,907.55
2017	\$37,528.35	\$37,528.35	\$0.00	\$37,528.35	\$0.00	\$0.00	0.0%	\$37,528.35	\$0.00	0.0%	\$37,528.35
2018	\$51,556.05	\$51,556.05	\$0.00	\$0.00	\$51,556.05	\$0.00	0.0%	\$51,556.05	\$0.00	0.0%	\$51,556.05
Total	\$1,364,352.90	\$1,374,353.55	\$0.00	\$1,312,797.50	\$61,556.05	\$1,234,361.60	94.0%	\$139,991.95	\$1,234,361.60	94.0%	\$139,991.95



U.S. Department of Housing and Urban Development
 Office of Community Planning and Development
 Integrated Disbursement and Information System
Status of HOME Grants
BRYAN

DATE: 11-30-18
 TIME: 11:03
 PAGE: 11

IDIS - PR27

CHDO Loans (CL)

Fiscal Year	Authorized Amount	Amount Subgranted	Amount Committed	% Auth Cmtd	Balance to Commit	Total Disbursed	% Auth Disb	Available to Disburse
1996	\$0.00	\$0.00	\$0.00	0.0%	\$0.00	\$0.00	0.0%	\$0.00
1997	\$0.00	\$0.00	\$0.00	0.0%	\$0.00	\$0.00	0.0%	\$0.00
1998	\$0.00	\$0.00	\$0.00	0.0%	\$0.00	\$0.00	0.0%	\$0.00
1999	\$0.00	\$0.00	\$0.00	0.0%	\$0.00	\$0.00	0.0%	\$0.00
2000	\$0.00	\$0.00	\$0.00	0.0%	\$0.00	\$0.00	0.0%	\$0.00
2001	\$0.00	\$0.00	\$0.00	0.0%	\$0.00	\$0.00	0.0%	\$0.00
2002	\$0.00	\$0.00	\$0.00	0.0%	\$0.00	\$0.00	0.0%	\$0.00
2003	\$0.00	\$0.00	\$0.00	0.0%	\$0.00	\$0.00	0.0%	\$0.00
2004	\$0.00	\$0.00	\$0.00	0.0%	\$0.00	\$0.00	0.0%	\$0.00
2005	\$0.00	\$0.00	\$0.00	0.0%	\$0.00	\$0.00	0.0%	\$0.00
2006	\$0.00	\$0.00	\$0.00	0.0%	\$0.00	\$0.00	0.0%	\$0.00
2007	\$0.00	\$0.00	\$0.00	0.0%	\$0.00	\$0.00	0.0%	\$0.00
2008	\$0.00	\$0.00	\$0.00	0.0%	\$0.00	\$0.00	0.0%	\$0.00
2009	\$0.00	\$0.00	\$0.00	0.0%	\$0.00	\$0.00	0.0%	\$0.00
2010	\$0.00	\$0.00	\$0.00	0.0%	\$0.00	\$0.00	0.0%	\$0.00
2011	\$0.00	\$0.00	\$0.00	0.0%	\$0.00	\$0.00	0.0%	\$0.00
2012	\$0.00	\$0.00	\$0.00	0.0%	\$0.00	\$0.00	0.0%	\$0.00
2013	\$0.00	\$0.00	\$0.00	0.0%	\$0.00	\$0.00	0.0%	\$0.00
2014	\$0.00	\$0.00	\$0.00	0.0%	\$0.00	\$0.00	0.0%	\$0.00
2015	\$0.00	\$0.00	\$0.00	0.0%	\$0.00	\$0.00	0.0%	\$0.00
2016	\$0.00	\$0.00	\$0.00	0.0%	\$0.00	\$0.00	0.0%	\$0.00
2017	\$0.00	\$0.00	\$0.00	0.0%	\$0.00	\$0.00	0.0%	\$0.00
2018	\$0.00	\$0.00	\$0.00	0.0%	\$0.00	\$0.00	0.0%	\$0.00
Total	\$0.00	\$0.00	\$0.00	0.0%	\$0.00	\$0.00	0.0%	\$0.00



U.S. Department of Housing and Urban Development
 Office of Community Planning and Development
 Integrated Disbursement and Information System
Status of HOME Grants
BRYAN

DATE: 11-30-18
 TIME: 11:03
 PAGE: 12

IDIS - PR27

CHDO Capacity (CC)

Fiscal Year	Authorized Amount	Amount Subgranted	Amount Committed	% Auth Cmtd	Balance to Commit	Total Disbursed	% Auth Disb	Available to Disburse
1996	\$0.00	\$0.00	\$0.00	0.0%	\$0.00	\$0.00	0.0%	\$0.00
1997	\$0.00	\$0.00	\$0.00	0.0%	\$0.00	\$0.00	0.0%	\$0.00
1998	\$0.00	\$0.00	\$0.00	0.0%	\$0.00	\$0.00	0.0%	\$0.00
1999	\$0.00	\$0.00	\$0.00	0.0%	\$0.00	\$0.00	0.0%	\$0.00
2000	\$0.00	\$0.00	\$0.00	0.0%	\$0.00	\$0.00	0.0%	\$0.00
2001	\$0.00	\$0.00	\$0.00	0.0%	\$0.00	\$0.00	0.0%	\$0.00
2002	\$0.00	\$0.00	\$0.00	0.0%	\$0.00	\$0.00	0.0%	\$0.00
2003	\$0.00	\$0.00	\$0.00	0.0%	\$0.00	\$0.00	0.0%	\$0.00
2004	\$0.00	\$0.00	\$0.00	0.0%	\$0.00	\$0.00	0.0%	\$0.00
2005	\$0.00	\$0.00	\$0.00	0.0%	\$0.00	\$0.00	0.0%	\$0.00
2006	\$0.00	\$0.00	\$0.00	0.0%	\$0.00	\$0.00	0.0%	\$0.00
2007	\$0.00	\$0.00	\$0.00	0.0%	\$0.00	\$0.00	0.0%	\$0.00
2008	\$0.00	\$0.00	\$0.00	0.0%	\$0.00	\$0.00	0.0%	\$0.00
2009	\$0.00	\$0.00	\$0.00	0.0%	\$0.00	\$0.00	0.0%	\$0.00
2010	\$0.00	\$0.00	\$0.00	0.0%	\$0.00	\$0.00	0.0%	\$0.00
2011	\$0.00	\$0.00	\$0.00	0.0%	\$0.00	\$0.00	0.0%	\$0.00
2012	\$0.00	\$0.00	\$0.00	0.0%	\$0.00	\$0.00	0.0%	\$0.00
2013	\$0.00	\$0.00	\$0.00	0.0%	\$0.00	\$0.00	0.0%	\$0.00
2014	\$0.00	\$0.00	\$0.00	0.0%	\$0.00	\$0.00	0.0%	\$0.00
2015	\$0.00	\$0.00	\$0.00	0.0%	\$0.00	\$0.00	0.0%	\$0.00
2016	\$0.00	\$0.00	\$0.00	0.0%	\$0.00	\$0.00	0.0%	\$0.00
2017	\$0.00	\$0.00	\$0.00	0.0%	\$0.00	\$0.00	0.0%	\$0.00
2018	\$0.00	\$0.00	\$0.00	0.0%	\$0.00	\$0.00	0.0%	\$0.00
Total	\$0.00	\$0.00	\$0.00	0.0%	\$0.00	\$0.00	0.0%	\$0.00



Status of HOME Grants
 BRYAN

IDIS - PR27

Reservations to State Recipients and Sub-recipients (SU)

Fiscal Year	Authorized Amount	Amount Subgranted to Other Entities	Amount Committed	% Auth Cmtd	Balance to Commit	Total Disbursed	% Auth Disb	Available to Disburse
1996	\$0.00	\$0.00	\$0.00	0.0%	\$0.00	\$0.00	0.0%	\$0.00
1997	\$0.00	\$0.00	\$0.00	0.0%	\$0.00	\$0.00	0.0%	\$0.00
1998	\$0.00	\$0.00	\$0.00	0.0%	\$0.00	\$0.00	0.0%	\$0.00
1999	\$0.00	\$0.00	\$0.00	0.0%	\$0.00	\$0.00	0.0%	\$0.00
2000	\$0.00	\$0.00	\$0.00	0.0%	\$0.00	\$0.00	0.0%	\$0.00
2001	\$0.00	\$0.00	\$0.00	0.0%	\$0.00	\$0.00	0.0%	\$0.00
2002	\$0.00	\$0.00	\$0.00	0.0%	\$0.00	\$0.00	0.0%	\$0.00
2003	\$0.00	\$0.00	\$0.00	0.0%	\$0.00	\$0.00	0.0%	\$0.00
2004	\$0.00	\$0.00	\$0.00	0.0%	\$0.00	\$0.00	0.0%	\$0.00
2005	\$0.00	\$0.00	\$0.00	0.0%	\$0.00	\$0.00	0.0%	\$0.00
2006	\$0.00	\$0.00	\$0.00	0.0%	\$0.00	\$0.00	0.0%	\$0.00
2007	\$0.00	\$0.00	\$0.00	0.0%	\$0.00	\$0.00	0.0%	\$0.00
2008	\$0.00	\$0.00	\$0.00	0.0%	\$0.00	\$0.00	0.0%	\$0.00
2009	\$0.00	\$0.00	\$0.00	0.0%	\$0.00	\$0.00	0.0%	\$0.00
2010	\$0.00	\$0.00	\$0.00	0.0%	\$0.00	\$0.00	0.0%	\$0.00
2011	\$0.00	\$0.00	\$0.00	0.0%	\$0.00	\$0.00	0.0%	\$0.00
2012	\$0.00	\$0.00	\$0.00	0.0%	\$0.00	\$0.00	0.0%	\$0.00
2013	\$0.00	\$0.00	\$0.00	0.0%	\$0.00	\$0.00	0.0%	\$0.00
2014	\$0.00	\$0.00	\$0.00	0.0%	\$0.00	\$0.00	0.0%	\$0.00
2015	\$0.00	\$0.00	\$0.00	0.0%	\$0.00	\$0.00	0.0%	\$0.00
2016	\$0.00	\$0.00	\$0.00	0.0%	\$0.00	\$0.00	0.0%	\$0.00
2017	\$0.00	\$0.00	\$0.00	0.0%	\$0.00	\$0.00	0.0%	\$0.00
2018	\$0.00	\$0.00	\$0.00	0.0%	\$0.00	\$0.00	0.0%	\$0.00
Total	\$0.00	\$0.00	\$0.00	0.0%	\$0.00	\$0.00	0.0%	\$0.00



U.S. Department of Housing and Urban Development
 Office of Community Planning and Development
 Integrated Disbursement and Information System
Status of HOME Grants
BRYAN

DATE: 11-30-18
 TIME: 11:03
 PAGE: 14

IDIS - PR27

Total Program Funds

Fiscal Year	Total Authorization	Local Account Funds	Committed Amount	Net Disbursed for Activities	Net Disbursed for Admin/CHDO OP	Net Disbursed	Disbursed Pending Approval	Total Disbursed	Available to Disburse
1996	\$500,000.00	\$0.00	\$450,000.00	\$450,000.00	\$50,000.00	\$500,000.00	\$0.00	\$500,000.00	\$0.00
1997	\$349,000.00	\$24,176.18	\$338,276.18	\$338,276.18	\$34,900.00	\$373,176.18	\$0.00	\$373,176.18	\$0.00
1998	\$370,000.00	\$0.00	\$333,000.00	\$333,000.00	\$37,000.00	\$370,000.00	\$0.00	\$370,000.00	\$0.00
1999	\$400,000.00	\$12,000.00	\$372,000.00	\$372,000.00	\$40,000.00	\$412,000.00	\$0.00	\$412,000.00	\$0.00
2000	\$399,000.00	\$16,087.50	\$375,187.50	\$375,187.50	\$39,900.00	\$415,087.50	\$0.00	\$415,087.50	\$0.00
2001	\$445,000.00	\$22,937.24	\$423,437.24	\$423,437.24	\$44,500.00	\$467,937.24	\$0.00	\$467,937.24	\$0.00
2002	\$442,000.00	\$12,208.50	\$410,008.50	\$410,008.50	\$44,200.00	\$454,208.50	\$0.00	\$454,208.50	\$0.00
2003	\$503,123.00	\$27,100.25	\$479,910.75	\$479,910.75	\$50,312.50	\$530,223.25	\$0.00	\$530,223.25	\$0.00
2004	\$500,388.00	\$34,863.01	\$485,212.21	\$485,212.21	\$50,038.80	\$535,251.01	\$0.00	\$535,251.01	\$0.00
2005	\$471,684.00	\$40,541.80	\$465,057.40	\$465,057.40	\$47,168.40	\$512,225.80	\$0.00	\$512,225.80	\$0.00
2006	\$444,311.00	\$42,561.40	\$442,441.30	\$442,441.30	\$44,431.10	\$486,872.40	\$0.00	\$486,872.40	\$0.00
2007	\$439,708.00	\$56,779.70	\$452,516.90	\$452,516.90	\$43,970.80	\$496,487.70	\$0.00	\$496,487.70	\$0.00
2008	\$427,066.00	\$51,856.42	\$457,133.82	\$457,133.82	\$21,788.60	\$478,922.42	\$0.00	\$478,922.42	\$0.00
2009	\$474,706.00	\$57,836.57	\$520,130.04	\$520,130.04	\$12,412.53	\$532,542.57	\$0.00	\$532,542.57	\$0.00
2010	\$471,868.00	\$54,939.92	\$479,621.12	\$479,621.12	\$47,186.80	\$526,807.92	\$0.00	\$526,807.92	\$0.00
2011	\$417,744.00	\$61,592.28	\$437,561.88	\$437,561.88	\$41,774.40	\$479,336.28	\$0.00	\$479,336.28	\$0.00
2012	\$307,231.00	\$46,655.23	\$307,802.13	\$307,802.13	\$46,084.10	\$353,886.23	\$0.00	\$353,886.23	\$0.00
2013	\$301,258.00	\$70,789.57	\$353,020.02	\$353,020.02	\$19,027.55	\$372,047.57	\$0.00	\$372,047.57	\$0.00
2014	\$302,724.00	\$58,874.61	\$308,001.00	\$308,001.00	\$26,817.58	\$334,818.58	\$0.00	\$334,818.58	\$26,980.03
2015	\$262,262.00	\$52,977.41	\$217,558.02	\$207,558.02	\$24,649.81	\$232,207.83	\$0.00	\$232,207.83	\$83,031.58
2016	\$272,717.00	\$68,678.73	\$68,678.73	\$68,678.73	\$23,462.63	\$92,141.36	\$0.00	\$92,141.36	\$249,254.37
2017	\$250,189.00	\$151,889.11	\$151,889.11	\$151,889.11	\$17,336.91	\$169,226.02	\$0.00	\$169,226.02	\$232,852.09
2018	\$343,707.00	\$4,006.02	\$2,510.08	\$2,510.08	\$0.00	\$2,510.08	\$0.00	\$2,510.08	\$345,202.94
Total	\$9,095,686.00	\$969,351.45	\$8,330,953.93	\$8,320,953.93	\$806,762.51	\$9,127,716.44	\$0.00	\$9,127,716.44	\$937,321.01



Status of HOME Grants
 BRYAN

IDIS - PR27

Total Program Percent

Fiscal Year	Total Authorization	Local Account Funds	% Committed for Activities	% Disb for Activities	% Disb for Admin/CHDO OP	% Net Disbursed	% Disbursed Pending Approval	% Total Disbursed	% Available to Disburse
1996	\$500,000.00	\$0.00	90.0%	90.0%	10.0%	100.0%	0.0%	100.0%	0.0%
1997	\$349,000.00	\$24,176.18	90.6%	90.6%	10.0%	100.0%	0.0%	100.0%	0.0%
1998	\$370,000.00	\$0.00	90.0%	90.0%	10.0%	100.0%	0.0%	100.0%	0.0%
1999	\$400,000.00	\$12,000.00	90.2%	90.2%	10.0%	100.0%	0.0%	100.0%	0.0%
2000	\$399,000.00	\$16,087.50	90.3%	90.3%	10.0%	100.0%	0.0%	100.0%	0.0%
2001	\$445,000.00	\$22,937.24	90.4%	90.4%	10.0%	100.0%	0.0%	100.0%	0.0%
2002	\$442,000.00	\$12,208.50	90.2%	90.2%	10.0%	100.0%	0.0%	100.0%	0.0%
2003	\$503,123.00	\$27,100.25	90.5%	90.5%	10.0%	100.0%	0.0%	100.0%	0.0%
2004	\$500,388.00	\$34,863.01	90.6%	90.6%	10.0%	100.0%	0.0%	100.0%	0.0%
2005	\$471,884.00	\$40,541.80	90.7%	90.7%	10.0%	100.0%	0.0%	100.0%	0.0%
2006	\$444,311.00	\$42,561.40	90.8%	90.8%	9.9%	99.9%	0.0%	99.9%	0.0%
2007	\$439,708.00	\$56,779.70	91.1%	91.1%	10.0%	100.0%	0.0%	100.0%	0.0%
2008	\$427,066.00	\$51,856.42	95.4%	95.4%	5.1%	100.0%	0.0%	100.0%	0.0%
2009	\$474,706.00	\$57,836.57	97.6%	97.6%	2.6%	100.0%	0.0%	100.0%	0.0%
2010	\$471,868.00	\$54,939.92	91.0%	91.0%	10.0%	100.0%	0.0%	100.0%	0.0%
2011	\$417,744.00	\$61,592.28	91.2%	91.2%	10.0%	100.0%	0.0%	100.0%	0.0%
2012	\$307,231.00	\$46,655.23	86.9%	86.9%	14.9%	100.0%	0.0%	100.0%	0.0%
2013	\$301,258.00	\$70,789.57	94.8%	94.8%	6.3%	100.0%	0.0%	100.0%	0.0%
2014	\$302,724.00	\$58,874.61	85.1%	85.1%	8.7%	92.5%	0.0%	92.5%	7.4%
2015	\$262,262.00	\$52,977.41	69.0%	65.8%	9.3%	73.6%	0.0%	73.6%	26.3%
2016	\$272,717.00	\$68,678.73	20.1%	20.1%	8.6%	26.9%	0.0%	26.9%	73.0%
2017	\$250,189.00	\$151,889.11	37.7%	37.7%	6.9%	42.0%	0.0%	42.0%	57.9%
2018	\$343,707.00	\$4,006.02	0.7%	0.7%	0.0%	0.7%	0.0%	0.7%	99.2%
Total	\$9,095,686.00	\$969,351.45	82.7%	82.6%	8.8%	90.6%	0.0%	90.6%	9.3%

Attachment 2

Financial and Performance Reports 2017 CAPER



PART I: SUMMARY OF CDBG RESOURCES

01 UNEXPENDED CDBG FUNDS AT END OF PREVIOUS PROGRAM YEAR	381,794.42
02 ENTITLEMENT GRANT	808,200.00
03 SURPLUS URBAN RENEWAL	0.00
04 SECTION 108 GUARANTEED LOAN FUNDS	0.00
05 CURRENT YEAR PROGRAM INCOME	23,442.81
05a CURRENT YEAR SECTION 108 PROGRAM INCOME (FOR SI TYPE)	0.00
06 FUNDS RETURNED TO THE LINE-OF-CREDIT	0.00
06a FUNDS RETURNED TO THE LOCAL CDBG ACCOUNT	0.00
07 ADJUSTMENT TO COMPUTE TOTAL AVAILABLE	0.00
08 TOTAL AVAILABLE (SUM, LINES 01-07)	1,213,437.23

PART II: SUMMARY OF CDBG EXPENDITURES

09 DISBURSEMENTS OTHER THAN SECTION 108 REPAYMENTS AND PLANNING/ADMINISTRATION	757,316.58
10 ADJUSTMENT TO COMPUTE TOTAL AMOUNT SUBJECT TO LOW/MOD BENEFIT	0.00
11 AMOUNT SUBJECT TO LOW/MOD BENEFIT (LINE 09 + LINE 10)	757,316.58
12 DISBURSED IN IDIS FOR PLANNING/ADMINISTRATION	159,541.99
13 DISBURSED IN IDIS FOR SECTION 108 REPAYMENTS	0.00
14 ADJUSTMENT TO COMPUTE TOTAL EXPENDITURES	0.00
15 TOTAL EXPENDITURES (SUM, LINES 11-14)	916,858.57
16 UNEXPENDED BALANCE (LINE 08 - LINE 15)	296,578.66

PART III: LOWMOD BENEFIT THIS REPORTING PERIOD

17 EXPENDED FOR LOW/MOD HOUSING IN SPECIAL AREAS	0.00
18 EXPENDED FOR LOW/MOD MULTI-UNIT HOUSING	0.00
19 DISBURSED FOR OTHER LOW/MOD ACTIVITIES	757,316.58
20 ADJUSTMENT TO COMPUTE TOTAL LOW/MOD CREDIT	0.00
21 TOTAL LOW/MOD CREDIT (SUM, LINES 17-20)	757,316.58
22 PERCENT LOW/MOD CREDIT (LINE 21/LINE 11)	100.00%

LOW/MOD BENEFIT FOR MULTI-YEAR CERTIFICATIONS

23 PROGRAM YEARS(PY) COVERED IN CERTIFICATION	PY: PY: PY:
24 CUMULATIVE NET EXPENDITURES SUBJECT TO LOW/MOD BENEFIT CALCULATION	0.00
25 CUMULATIVE EXPENDITURES BENEFITTING LOW/MOD PERSONS	0.00
26 PERCENT BENEFIT TO LOW/MOD PERSONS (LINE 25/LINE 24)	0.00%

PART IV: PUBLIC SERVICE (PS) CAP CALCULATIONS

27 DISBURSED IN IDIS FOR PUBLIC SERVICES	118,777.93
28 PS UNLIQUIDATED OBLIGATIONS AT END OF CURRENT PROGRAM YEAR	0.00
29 PS UNLIQUIDATED OBLIGATIONS AT END OF PREVIOUS PROGRAM YEAR	0.00
30 ADJUSTMENT TO COMPUTE TOTAL PS OBLIGATIONS	0.00
31 TOTAL PS OBLIGATIONS (LINE 27 + LINE 28 - LINE 29 + LINE 30)	118,777.93
32 ENTITLEMENT GRANT	808,200.00
33 PRIOR YEAR PROGRAM INCOME	21,957.95
34 ADJUSTMENT TO COMPUTE TOTAL SUBJECT TO PS CAP	0.00
35 TOTAL SUBJECT TO PS CAP (SUM, LINES 32-34)	830,157.95
36 PERCENT FUNDS OBLIGATED FOR PS ACTIVITIES (LINE 31/LINE 35)	14.31%

PART V: PLANNING AND ADMINISTRATION (PA) CAP

37 DISBURSED IN IDIS FOR PLANNING/ADMINISTRATION	159,541.99
38 PA UNLIQUIDATED OBLIGATIONS AT END OF CURRENT PROGRAM YEAR	0.00
39 PA UNLIQUIDATED OBLIGATIONS AT END OF PREVIOUS PROGRAM YEAR	0.00
40 ADJUSTMENT TO COMPUTE TOTAL PA OBLIGATIONS	0.00
41 TOTAL PA OBLIGATIONS (LINE 37 + LINE 38 - LINE 39 +LINE 40)	159,541.99
42 ENTITLEMENT GRANT	808,200.00
43 CURRENT YEAR PROGRAM INCOME	23,442.81
44 ADJUSTMENT TO COMPUTE TOTAL SUBJECT TO PA CAP	0.00
45 TOTAL SUBJECT TO PA CAP (SUM, LINES 42-44)	831,642.81
46 PERCENT FUNDS OBLIGATED FOR PA ACTIVITIES (LINE 41/LINE 45)	19.18%



Office of Community Planning and Development
 U.S. Department of Housing and Urban Development
 Integrated Disbursement and Information System
 PR26 - CDBG Financial Summary Report
 Program Year 2017
 BRYAN , TX

DATE: 11-30-18
 TIME: 11:13
 PAGE: 2

LINE 17 DETAIL: ACTIVITIES TO CONSIDER IN DETERMINING THE AMOUNT TO ENTER ON LINE 17

Report returned no data.

LINE 18 DETAIL: ACTIVITIES TO CONSIDER IN DETERMINING THE AMOUNT TO ENTER ON LINE 18

Report returned no data.

LINE 19 DETAIL: ACTIVITIES INCLUDED IN THE COMPUTATION OF LINE 19

Plan Year	IDIS Project	IDIS Activity	Voucher Number	Activity Name	Matrix Code	National Objective	Drawn Amount
2017	3	1003	6201313	Summer Parks PSA program	05D	LMC	\$31,867.93
					05D	Matrix Code	\$31,867.93
2017	8	1004	6134199	Family Promise PSA Family Support	05Z	LMC	\$4,085.75
2017	8	1004	6165318	Family Promise PSA Family Support	05Z	LMC	\$4,031.75
2017	8	1004	6190545	Family Promise PSA Family Support	05Z	LMC	\$4,058.75
2017	8	1004	6201313	Family Promise PSA Family Support	05Z	LMC	\$4,058.75
2017	9	1005	6134199	Twin City Mission Bridge PSA program	05Z	LMC	\$7,568.52
2017	9	1005	6165318	Twin City Mission Bridge PSA program	05Z	LMC	\$7,402.57
2017	9	1005	6190545	Twin City Mission Bridge PSA program	05Z	LMC	\$7,875.64
2017	9	1005	6201313	Twin City Mission Bridge PSA program	05Z	LMC	\$1,835.27
2017	10	1006	6147149	Catholic Charities PSA Financial Stability	05Z	LMC	\$8,121.11
2017	10	1006	6165318	Catholic Charities PSA Financial Stability	05Z	LMC	\$10,009.70
2017	10	1006	6190545	Catholic Charities PSA Financial Stability	05Z	LMC	\$3,990.19
2017	11	1007	6134199	Brazos Rehab PSA Counseling Case Management	05Z	LMC	\$8,700.00
2017	11	1007	6165318	Brazos Rehab PSA Counseling Case Management	05Z	LMC	\$9,000.00
2017	11	1007	6190545	Brazos Rehab PSA Counseling Case Management	05Z	LMC	\$6,172.00
					05Z	Matrix Code	\$86,910.00
2017	1	1014	6165318	CDHB16 - Direct Homeownership Assistance	13B	LMH	\$7,500.00
2017	1	1014	6174863	CDHB16 - Direct Homeownership Assistance	13B	LMH	\$1,491.25
2017	1	1014	6182346	CDHB16 - Direct Homeownership Assistance	13B	LMH	\$405.55
2017	1	1014	6190545	CDHB16 - Direct Homeownership Assistance	13B	LMH	\$116.27
2017	1	1015	6165318	CDHB17 - Direct Homeownership Assistance	13B	LMH	\$7,500.00
2017	1	1015	6174863	CDHB17 - Direct Homeownership Assistance	13B	LMH	\$420.38
2017	1	1015	6182346	CDHB17 - Direct Homeownership Assistance	13B	LMH	\$1,181.17
2017	1	1015	6190545	CDHB17 - Direct Homeownership Assistance	13B	LMH	\$66.15
2017	1	1018	6182346	CDHB18-Home Ownership Assistance	13B	LMH	\$8,026.26
2017	1	1018	6190545	CDHB18-Home Ownership Assistance	13B	LMH	\$424.88
2017	1	1018	6201313	CDHB18-Home Ownership Assistance	13B	LMH	\$116.27
2017	1	1021	6190545	CDHB19 - Direct Homeownership Assistance	13B	LMH	\$7,500.00
2017	1	1021	6201313	CDHB19 - Direct Homeownership Assistance	13B	LMH	\$585.90
					13B	Matrix Code	\$35,334.08
2015	1	994	6114012	CDRC09 - CDBG Reconstruction	14A	LMH	\$32,070.68
2015	1	994	6125163	CDRC09 - CDBG Reconstruction	14A	LMH	\$25,567.11
2015	1	994	6134199	CDRC09 - CDBG Reconstruction	14A	LMH	\$25,893.84
2015	1	994	6134241	CDRC09 - CDBG Reconstruction	14A	LMH	\$2,271.44
2015	1	994	6147149	CDRC09 - CDBG Reconstruction	14A	LMH	\$1,700.84
2015	1	994	6157942	CDRC09 - CDBG Reconstruction	14A	LMH	\$30,034.32
2015	1	994	6165318	CDRC09 - CDBG Reconstruction	14A	LMH	\$1,021.50
2015	1	994	6182346	CDRC09 - CDBG Reconstruction	14A	LMH	\$28,938.87
2015	1	994	6190545	CDRC09 - CDBG Reconstruction	14A	LMH	\$4,149.13
2015	1	994	6201313	CDRC09 - CDBG Reconstruction	14A	LMH	\$15,722.87
2016	1	983	6113964	ME4001 - Housing Assistance CDBG	14A	LMH	\$22,897.48
2016	1	983	6114012	ME4001 - Housing Assistance CDBG	14A	LMH	\$64,637.05
2016	1	983	6125162	ME4001 - Housing Assistance CDBG	14A	LMH	\$10,303.55
2016	1	983	6125163	ME4001 - Housing Assistance CDBG	14A	LMH	\$23,651.77
2016	1	983	6134192	ME4001 - Housing Assistance CDBG	14A	LMH	\$3,249.45
2016	1	983	6134199	ME4001 - Housing Assistance CDBG	14A	LMH	\$22,772.03



Office of Community Planning and Development
 U.S. Department of Housing and Urban Development
 Integrated Disbursement and Information System
 PR26 - CDBG Financial Summary Report
 Program Year 2017
 BRYAN , TX

DATE: 11-30-18
 TIME: 11:13
 PAGE: 3

Plan Year	IDIS Project	IDIS Activity	Voucher Number	Activity Name	Matrix Code	National Objective	Drawn Amount
2016	1	983	6147143	ME4001 - Housing Assistance CDBG	14A	LMH	\$14,210.63
2016	1	983	6147149	ME4001 - Housing Assistance CDBG	14A	LMH	\$13,204.31
2016	1	983	6147230	ME4001 - Housing Assistance CDBG	14A	LMH	\$1,852.08
2016	1	983	6157934	ME4001 - Housing Assistance CDBG	14A	LMH	\$13,174.06
2016	1	983	6157942	ME4001 - Housing Assistance CDBG	14A	LMH	\$24,943.21
2016	1	983	6165312	ME4001 - Housing Assistance CDBG	14A	LMH	\$16,024.36
2016	1	983	6165318	ME4001 - Housing Assistance CDBG	14A	LMH	\$18,024.57
2016	1	983	6174855	ME4001 - Housing Assistance CDBG	14A	LMH	\$11,381.33
2016	1	983	6174869	ME4001 - Housing Assistance CDBG	14A	LMH	\$21,723.04
2016	1	983	6182346	ME4001 - Housing Assistance CDBG	14A	LMH	\$11,921.91
2016	1	983	6190545	ME4001 - Housing Assistance CDBG	14A	LMH	\$20,344.99
2016	1	983	6201313	ME4001 - Housing Assistance CDBG	14A	LMH	\$14,979.99
2017	1	1002	6174863	Home Owner Housing Assistance CDBG	14A	LMH	\$2,912.95
2017	1	1002	6182326	Home Owner Housing Assistance CDBG	14A	LMH	\$10,089.79
2017	1	1002	6182346	Home Owner Housing Assistance CDBG	14A	LMH	\$16,721.41
2017	1	1002	6190539	Home Owner Housing Assistance CDBG	14A	LMH	\$17,482.82
2017	1	1002	6190545	Home Owner Housing Assistance CDBG	14A	LMH	\$22,510.48
2017	1	1002	6201274	Home Owner Housing Assistance CDBG	14A	LMH	\$15,282.25
2017	1	1002	6201313	Home Owner Housing Assistance CDBG	14A	LMH	\$16,757.05
2017	1	1020	6190545	CDRE05 - CDBG Home Owner Housing Assistance Rehabilitation	14A	LMH	\$2,393.03
2017	1	1020	6201313	CDRE05 - CDBG Home Owner Housing Assistance Rehabilitation	14A	LMH	\$2,388.38
					14A	Matrix Code	\$603,204.57
Total							\$757,316.58

LINE 27 DETAIL: ACTIVITIES INCLUDED IN THE COMPUTATION OF LINE 27

Plan Year	IDIS Project	IDIS Activity	Voucher Number	Activity Name	Matrix Code	National Objective	Drawn Amount
2017	3	1003	6201313	Summer Parks PSA program	05D	LMC	\$31,867.93
					05D	Matrix Code	\$31,867.93
2017	8	1004	6134199	Family Promise PSA Family Support	05Z	LMC	\$4,085.75
2017	8	1004	6165318	Family Promise PSA Family Support	05Z	LMC	\$4,031.75
2017	8	1004	6190545	Family Promise PSA Family Support	05Z	LMC	\$4,058.75
2017	8	1004	6201313	Family Promise PSA Family Support	05Z	LMC	\$4,058.75
2017	9	1005	6134199	Twin City Mission Bridge PSA program	05Z	LMC	\$7,568.52
2017	9	1005	6165318	Twin City Mission Bridge PSA program	05Z	LMC	\$7,402.57
2017	9	1005	6190545	Twin City Mission Bridge PSA program	05Z	LMC	\$7,875.64
2017	9	1005	6201313	Twin City Mission Bridge PSA program	05Z	LMC	\$1,835.27
2017	10	1006	6147149	Catholic Charities PSA Financial Stability	05Z	LMC	\$8,121.11
2017	10	1006	6165318	Catholic Charities PSA Financial Stability	05Z	LMC	\$10,009.70
2017	10	1006	6190545	Catholic Charities PSA Financial Stability	05Z	LMC	\$3,990.19
2017	11	1007	6134199	Brazos Rehab PSA Counseling Case Management	05Z	LMC	\$8,700.00
2017	11	1007	6165318	Brazos Rehab PSA Counseling Case Management	05Z	LMC	\$9,000.00
2017	11	1007	6190545	Brazos Rehab PSA Counseling Case Management	05Z	LMC	\$5,172.00
					05Z	Matrix Code	\$86,910.00
Total							\$118,777.93

LINE 37 DETAIL: ACTIVITIES INCLUDED IN THE COMPUTATION OF LINE 37

Plan Year	IDIS Project	IDIS Activity	Voucher Number	Activity Name	Matrix Code	National Objective	Drawn Amount
2017	2	1001	6113963	CDBG Administration	21A		\$27,122.84
2017	2	1001	6125162	CDBG Administration	21A		\$14,546.34
2017	2	1001	6134192	CDBG Administration	21A		\$14,832.04



Office of Community Planning and Development
 U.S. Department of Housing and Urban Development
 Integrated Disbursement and Information System
 PR26 - CDBG Financial Summary Report
 Program Year 2017
 BRYAN , TX

DATE: 11-30-18
 TIME: 11:13
 PAGE: 4

Plan Year	IDIS Project	IDIS Activity	Voucher Number	Activity Name	Matrix Code	National Objective	Drawn Amount	
2017	2	1001	6147143	CDBG Administration	21A		\$13,164.24	
2017	2	1001	6157934	CDBG Administration	21A		\$13,816.49	
2017	2	1001	6165312	CDBG Administration	21A		\$20,153.99	
2017	2	1001	6174855	CDBG Administration	21A		\$12,451.55	
2017	2	1001	6182326	CDBG Administration	21A		\$10,692.38	
2017	2	1001	6190539	CDBG Administration	21A		\$14,431.32	
2017	2	1001	6201274	CDBG Administration	21A		\$18,062.67	
2017	2	1001	6205402	CDBG Administration	21A		\$268.13	
						21A	Matrix Code	\$159,541.99
Total							\$159,541.99	

Financial Summary Attachment and LOCCS Reconciliation

A. Program Income Received

Program income received during the year resulted from housing loan proceeds and sales proceeds from the sale of W.18th/Sims Street project. These proceeds resulted in program income totaling \$83,578.40 (see financial summary adjustments for details on program income). This program income is used to offset housing expenditures, including program delivery expenditures.

Prior Period Adjustments

See attached

B. Loans and Other Reconciliation

There were no floating loan activities during year. See the Financial Summary information in the narrative for detail on loan balances.

C. LOCCS Reconciliation

Unexpended Balance of CDBG funds		
LOCCS Balance 9/30/2018	\$ 417,017.68	
Cash on Hand:		
Grantee Program Account	\$ 0.00	
Sub recipients Program Accounts	\$ 0.00	
Revolving Fund Cash Balances	\$ 0.00	
Section 108 Cash Balances	\$ 0.00	
Cash on hand at 9/30/2018	\$ 1,486.44	(PI received for 2017/2018 after 9/30/18)
Year-end draw (grant and program income)	\$ 121,925.46	
Ending balance for 2017/2018	\$ 296,578.66	

D. Un-programmed Project Funds Calculation

Amount of funds available during the Reporting period	\$1,213,437.23
Income expected but not yet realized**	\$ 0.00
Subtotal	\$
Less total budgeted amount	\$1,213,437.23
Un-programmed Balance	\$ 0.00

*This amount should reflect any income considered as a resource in the action plan (and any amendments) for the period covered by this report, as well as that identified in prior action. Plans/final statements (including any amendments), that was expected to be received by the end of the reporting period but had not yet been received; e.g. program income. NOTE: Amount shown includes program income.

Program Evaluation and Assessment of Goals

The program has made considerable progress toward meeting its priority annual goals and 5 Year goals. These goals are constantly evaluated to maintain the highest standards possible in providing public benefits. Summaries of Specific Annual Objectives are found in IDIS reports PR03, PR06 and PR23, PR83, PR84 (for CDBG) and PR85 (for HOME), found earlier in this report.

Housing

Accomplishments:

- ◆ Rehabilitation/reconstruction was underway and/or completed using CDBG and HOME funds on 53 private, owner occupied, and residential structures (reconstructions included CDBG 994 and 1020, and HUD HOME activities 996 with 2 reconstruction projects completed during this reporting period (HUD activities 994 and 996/HOME) and one project underway but not completed (HUD activity 1020/CDBG). Minor repair project activities are 983 and 1002, with a total of 50 minor repair projects completed. A total of \$775,161.02 (includes \$603,204.57 in CDBG/HUD activities 983, 1002, 994 and 1020 and \$54,576.97 of HOME funds/HUD activity 996) was used in this reporting period for both the rehabilitation/reconstruction and minor repair projects to decrease the substandard housing in the City. All 52 recipients for completed projects were low and moderate-income homeowners (100%), with 18 households (0-30% income), 22 households (31-50%), and 12 households (51-80%).
- ◆ Additionally, 17 demolitions of dilapidated, vacant structures were completed by the City (using non-federal, local funds,) to eliminate slum and blight influences and/or to provide additional affordable housing opportunities. An additional 31 dilapidated structures were demolished by owners, using private funds, in response to Building Standards Commission notices and orders.
- ◆ 12 households received down payment assistance to purchase homes, with CDBG/HOME funds (medium priority) with a goal of assisting 10 households, all HOME funds (Specific demographics in HOME Activities Summaries). Households represented were all low and moderate income with 0 households (0-30% income), 6 household (31-50%), and 6 households (51-80%). HUD activities for HOME were 1009,1010,1012,1013,1016,1017,1022, and 1023 and for CDBG 1014, 1015, 1018, and 1021.
- ◆ Other than CHDO support, no specific goal was outlined in the 2017 Annual Action Plan for financial assistance to developers. However, the 2015-19 Year Consolidated Plans' goal is to provide technical assistance to one developer on a bi-annual basis to encourage new construction of owner occupied homes. Technical assistance was provided several potential developers of affordable housing, including, but not limited to the City of Bryan's CHDO and the Bryan-College Station Habitat for Humanity. Community Development staff also assisted Bryan Housing Authority by providing access to home buyer seminars, and reviewed their 5-Year Plan and Annual Plan for consistency with the City's 5-Year Consolidated Plan.
- ◆ In this period, Habitat began and/or completed 12 affordable homes for very low-income families. They had over 11,915 volunteer hours provided by over 1,700 volunteers. The City provided technical assistance to Habitat during this period.
- ◆ The City, through the Brazos Valley Coalition for the Homeless, worked with housing agencies and providers to develop a continuum of care plan for the homeless. During the months of October 1, 2017 through September 30, 2018, the Coalition held committee meetings every other month for committee meetings and held several additional at-large meetings. The City also provided technical

assistance to the BVCH Continuum of Care grant applications for new and renewal grant applications. The City assisted Twin City Mission in their renewals for Continuum of Care funds and CDBG funding was made available to TCM by College Station through a request for proposal process with the Bryan – College Station Joint Relief Funding Review Committee process. This award assisted 698 clients through the Mission’s Bridge program.

- ◆ City staff provided technical assistance by offering opportunities for homebuyer counseling through seminars and one-on-one counseling to approximately 12 individuals. The training included information on a variety of topics, to include budgeting, credit counseling, mortgages, and managing finances.
- ◆ The City developed and submitted the 2018 Annual Action Plan, through the E-Con system of IDIS. Numerous public meetings, hearings, consultations, surveys were conducted through the year to support the goals and objectives of the new annual action plan.
- ◆ Provided technical assistance to agencies that provide housing and supportive services to special needs population such as Elder-Aid, MHMR, Twin City Mission, The Haven, Brazos Valley Council of Governments, etc. and through the efforts of the Brazos Valley Homeless Coalition and other identified committees. A new housing coalition was established with several local nonprofits, the cities of Bryan and College Station collaborating to seek additional opportunities to increase affordable housing and maintain housing that needs repairs for primarily low/moderate income households.
- ◆ Reviewed the Bryan Housing Authority’s Annual Plan for consistency with the City’s 5-Year Plan.
- ◆ Provided technical and/or funding assistance to 2 developers of affordable owner and rental housing units (non-profit developers Habitat, ElderAid and 6 other private housing developers).
- ◆ Approximately 67% of all CDBG expenditures were on Housing activities, 14% on PSA activities and 18% on Administration (see Distribution Charts following).
- ◆ Approximately 90% of all HOME expenditures were on affordable housing program activities.
- ◆ The needs of low-income renters with severe cost burdens, involuntarily displaced individuals or persons with accessibility and/or disability limitations are met by the City’s collaborative partners including, but not limited to: Bryan Housing Authority, Twin City Mission, Brazos Valley Council of Governments Section 8, Elder-Aid and MHHR.
- ◆ Worked with internal city departments/committees to coordinate efforts for the Housing Infill Program to create impact on older (low/moderate income areas) neighborhoods including Executive, Planning, Neighborhood Services, Engineering, Transportation Development Services, Public Works, Special Projects, Economic Development, Legal, and Building Inspections. Developed and provided a presentation on the availability and affordability of housing in Bryan to 3 City boards and the City Council.

Next Priorities:

- ◆ Address Homeless Special Needs Priorities through technical assistance to agencies, providers and developers who address these needs including: homeless, elderly, PHA residents, disabled, HIV/Aids, and substance abuse.
- ◆ Continue to re-evaluate applicant eligibility requirements for housing programs.
- ◆ Continue to re-evaluate housing programs, policies and procedures to determine how better to utilize efficiently available funds in making an impact within the City limits of Bryan to improve housing conditions.
- ◆ Provide funding to a minimum of 23 homeowners to improve housing stock for both minor and major rehabilitation/reconstruction projects including 3 major reconstructions and 20 minor repair projects in the 2018/2019 year.
- ◆ Provide homebuyers counseling and down payment assistance to a minimum of 10 eligible citizens.
- ◆ Provide technical assistance to developer for rental property.

- ◆ Provide for the funding of at least one CHDO project (utilizing 2016 and 2017 HOME CHDO set-aside funds and previously unallocated 2015 HOME funding).
- ◆ Work with internal city departments to coordinate efforts for the Housing Infill Program for housing, streets, parks, water/sewer, and building inspections to increase housing stock by coordinating infrastructure improvements and lowering fees for impact area projects.
- ◆ Work with and provide technical assistance to the inter-local Brazos County Housing Coalition to encourage affordable housing development and the preservation of existing affordable housing through coordination of rehabilitation and repair resources.
- ◆ Provide technical assistance to the Housing Infill Housing Committee for long-term plan to address housing and social service issues.
- ◆ As opportunities arise, provide for volunteer demolition assistance to remove vacate dilapidated houses.
- ◆ Provide volunteer acquisition opportunities for properties that are located in low and moderate-income areas to encourage redevelopment, if funding available.
- ◆ Provide technical assistance to a minimum of 2 housing developers to encourage housing developments in low/moderate income areas or for low/moderate income individuals/families.
- ◆ Service the City's CDBG and HOME loan portfolios to ensure loans are performing appropriately, with loan proceeds reinvested into affordable housing activities.
- ◆ Provide technical assistance to a minimum of two housing related community committees/coalitions including Brazos County Housing Coalition and Brazos Valley Coalition for the Homeless.
- ◆ Continue to work with other City Departments, City Council, Board Committees and the general public to provide programs within the HUD guidelines as well as the City's strategic plan and City Council initiatives.
- ◆ Assist the Brazos Valley Coalition for the Homeless agencies in their applications for the HUD Continuum of Care Grant and similar federal grants and/or foundations.
- ◆ Provide public hearings and open meetings to continue to re-examine barriers to affordable housing and to evaluate CDBG and HOME programs.
- ◆ Continue to work with organizations, which provide housing and supportive services to special needs populations.
- ◆ As needed, update the 5-Year Consolidated Plan Housing Analysis including housing conditions and Analysis of Impediments.
- ◆ Prepare and administer action steps in a Fair Housing Narrative Statement to complement the City Analysis of Impediments and begin planning of the Affirmatively Further Fair Housing Plan (AFFH).
- ◆ Provide technical assistance to Twin City Mission, Project Unity, and MHMR who provided housing and supportive services to special needs populations including the homeless.
- ◆ Review Bryan Housing Authority's annual plans for consistency with the City's 5-Year Plan.

Public Facilities and Code Enforcement

Accomplishments:

- ◆ Public Facilities – currently there are not funded public facility projects. Annually a Request for Applications is held. Submitted public facility projects are reviewed, ranked and scored by Community Development's Advisory Committee. Recommendations for award are made by the Committee, which is included in the Annual Action Plan for approval by City Council, before the action plan is submitted to HUD.
- ◆ Code Enforcement (not funded) - During this reporting period (Oct. 1, 2017 - Sept. 30, 2018), activities included approximately 3,835 code enforcement actions were undertaken. Also, 17 demolitions of dilapidated, vacant structures were completed by the City (using non-federal, local funds,) to eliminate slum and blight influences and/or to provide additional affordable housing opportunities.

Approximately 38 other dilapidated structures were repaired or demolished by owners, using private funds, in response to City of Bryan ordinances. Community Development works closely with Code Enforcement and Building Standards for assistance to eligible families for housing repairs and/or demolition of vacated abandoned dilapidated properties.

Next Priorities:

- ◆ Continue providing an annual application process for public facility eligible projects.
- ◆ Continue monitoring the Project Unity Community Center, which is located in a low- to moderate-income area, with a defined service boundary area.
- ◆ Continue with providing technical assistance on infrastructure to developers to increase and improve the quality of life in low and moderate-income areas.
- ◆ Provide public hearings and open meetings to continue to re-examine barriers to affordable housing and to evaluate CDBG and HOME programs.
- ◆ Provide public hearings and public meetings to, as needed, update the 5-Year Consolidated Plan for infrastructure and public facility concerns.
- ◆ Continue providing technical assistance to non-profit agencies that may need public facility improvements to provide needed health and human services in the community.
- ◆ Provide technical assistance to Code Enforcement for repairs and volunteer demolition activities to promote a suitable living environment locally.
- ◆ Continue providing Fair Housing Education and monitoring of impediments to Fair Housing locally.
- ◆ Provide to the public through public meetings, including City Council meetings, information regarding the planning process for CDBG/HOME and availability of funds through application and/or RFP process.

Economic Development

Accomplishments:

- ◆ The City and other partnering agencies provided workshops, seminars and individual counseling on economic development loan programs and other local economic assistance programs such as the City's Economic Development Office, the Brazos Valley Council of Governments, and the Brazos Valley Small Business Development Center, to assist business owners with business plan development and financing of business expansions and start-ups.
- ◆ The Brazos Valley Small Business Development Center (SBDC) reported the following economic development assistance accomplishments for the Brazos Valley Office: SB seminars held - 24; seminar attendees - approx. 526; clients counseled – 368; new clients counsel – 308; new clients assisted – 161; new business start-ups – 35; jobs created – 211; new capital attracted/generated - \$10,504,977.
- ◆ City staff provided technical assistance to Downtown business owners regarding improvements to their buildings.
- ◆ Staff coordinated the City's Bank on Brazos Valley program providing a partnership for local financial institutions, Brazos Valley Council of Government, United Way, financial related nonprofits and the City of College Station to provide financial literacy, financial management and low/no fee bank accounts to strengthen and encourage financial stability of families. Approximately 15 outreach workshops, seminars and coaching sessions were held in the program year.
- ◆ The City, through its 5-Year Consolidated Plan and Annual Action Plan continues with needs assessments from consultations, public hearings, public meetings, and other available information.

Next Priorities:

- ◆ Continue with marketing strategy to provide information on economic development activities loan programs.
- ◆ Continue to work with other City Departments to develop strategy for the Downtown area to assist in Economic Development.
- ◆ Provide technical assistance or funding to downtown business owners for the façade program and building improvements program and seek other available resources for downtown business owners (non-grant, general fund support).
- ◆ Continue to train staff by providing Economic Development training through seminars and workshops and provide education and training through Bank on Brazos Valley (non-grant, general fund support).
- ◆ Continue to provide technical assistance to other entities that provide counseling to potential business owners and existing business owners to begin or improve their businesses (City of Bryan Economic Development Office – general fund support).

Public Services

Social Service Coordination: Bryan and College Station, Texas, both entitlement communities, jointly operated the Joint Relief Funding Review Committee whose task it was to review all CDBG public service funding applications for the two cities and provide the respective city councils with recommendations for use of the funds. This activity eliminates duplicated requests and provides a quality review of needs and resources for the larger Bryan-College Station community. Three CDBG application workshops (2 pre-proposal and 1 post-award) were held and several workshops for CDBG recipient's Board of Directors members during Board meetings throughout the year. The JRFRC is tasked with funding up to 12 agencies annually.

Accomplishments:

- ◆ In the 2017-2018 program year, provided for funding of a minimum of 5 public service agency programs to increase access to services and providing opportunity through a RFP for submission of proposals for public service agencies.
- ◆ Of the 5 agency programs funded by the City of Bryan a total of approximately \$2,429,573 in other private, state and federal funds was reported as leveraged funding.
- ◆ Provided for citizen's input through 5 public hearings at 2 separate CDAC meetings and 14 other regularly held public meetings of the CDAC (5) and JRFRC (9) committee meetings.
- ◆ Provided for the 2018/2019 funding process in collaboration with the City of College Station with a goal of 12 funded programs. Provided funding for 9 programs (all that applied) between Bryan and College Station (1 jointly funded).

These agencies were funded by the City of Bryan in this reporting period and met the objective category of suitable living environment and outcome category of availability/accessibility.

Bryan Parks and Recreation Summer Camp Program (interdepartmental funding) – IDIS Activity #1003: \$34,320 budgeted / \$31,867.93 expended, and 481 unduplicated clients served during the program year.

Brazos Valley Rehab Center Counseling and Case Management Program - IDIS Activity #1007: \$23,872 budgeted / \$23,872 expended, and 219 unduplicated clients served during the program year.

Twin City Mission The Bridge Case Management Assistance Program - IDIS Activity #1005: \$24,682 budgeted / \$24,682 expended, and 698 unduplicated clients served during the program year.

Family Promise Family Support Services Program - IDIS Activity #1004: \$16,235 budgeted / \$16,235 expended, and 132 unduplicated clients served during the program year.

Catholic Charities of Central Texas Financial Stability Program - IDIS Activity #1006: \$22,121 budgeted / \$22,121 expended, and 371 unduplicated clients served during the program year.

- ◆ CD staff provided technical assistance to public service agencies by providing 3 workshops (2 pre-proposal and 1 post-award). Also provided Board Orientation Workshops at one Board meeting for each agency. Provided grant-seeking assistance to those agencies as requested.
- ◆ CD staff provided technical assistance to the educational, information and referral, public relations, etc. committees through Project Unity to over 80 non-profits.
- ◆ CD staff provided technical assistance to the Information and Referral Committee, a committee composed of cities, United Way, and several non-profit agencies to revise the information and referral process in the seven county regions.
- ◆ CD staff provided technical assistance to the Community Foundation, by serving on its Grants Committee to allocate funds to local non-profits.
- ◆ The City provided staff assistance to the Joint Relief Funding Review Process, a combined effort by the City of Bryan and College Station to provide a consistent process for local non-profits to apply for public service funding and to continually provide self-evaluation.
- ◆ CD staff provided technical assistance to United Way by Chairing the Community Impact Financial Stability Committee, and Co-Chairing the City's United Way Committee providing information concerning the funding process for United Way agencies to City employees, and by assisting with the City's United Way Employee Campaign.
- ◆ CD staff attended various HUD related training, including the National Community Development Association Regional Conference.

Next priorities:

- ◆ Continue with the Joint Relief Funding Review process to ensure compliance with Federal regulations and to improve collaboration and efficiency between both Bryan and College Station and non-profit agencies.
- ◆ Monitor all CDBG sub-recipients for the program year for compliance and to improve collaboration and communications.
- ◆ Provide technical assistance seminars as needed for non-profit agencies as needed.
- ◆ Continue to re-evaluate fund raising and grant writing opportunities with non-profits.
- ◆ Attend Board meetings (one minimum) of funded public service agencies.
- ◆ Continue providing technical assistance to non-profits by serving on committees for health and social service needs.
- ◆ Provide funds and monitoring for the following programs of the Non-Housing Community Development Priorities of Bryan's 2015/2019 Consolidated Plan (Outcome objective codes: suitable living environment, availability/accessibility):

Bryan Parks and Recreation Summer Camp Program (interdepartmental funding), (\$35,000.00) – Provides for eligible expenses including salaries, supplies, equipment, and transportation. Offered in neighborhood parks and provides educational, social, and recreational activities to approximately 625 unduplicated clients.

Brazos Valley Food Bank, Inc., Together We Grow (\$21,247.00) - Provides for eligible expenses (salaries and benefits). Program helps clients set and achieve goals to move from food-insecurity to food-security. Program provides clients casework, supportive services, job training and workplace support. The program will serve an estimated 48 unduplicated clients. CDBG represents 8.2% of this activity's budget.

Twin City Mission, the Bridge Shelter Case Manager/Client Assistance Program, (\$27,000.00) - Provides eligible salary and benefits for case manager providing goal planning and other support services to include assistance with identification, prescriptions, clothing, education, and other services. The program will serve an estimated 625 unduplicated clients. CDBG represents 3% of this activity's budget.

Catholic Charities Financial Stability Program, (\$5,000.00) – Provides for eligible expenses (salaries and benefits, rent, utilities, etc.). The program assists clients with rent and utility assistance, case management, referrals and education. The program will serve an estimated 460 unduplicated clients. CDBG represents approximately 4.5% of this activity's budget.

Brazos Valley Rehabilitation Center, Counseling and Case Management Program, (\$5,247.00) (City of College Station providing an addition \$24,753.00 for a total funding of \$30,000.00) - Provides for eligible expenses of social worker contract hours and travel/mileage expenses to provide treatment, consultation, and referral services to clients. The program will serve an estimated 210 unduplicated clients. CDBG represents 75% of this activity's budget.

Voices for Children Court Appointed Special Advocates of BV, (\$30,000.00) - Provides for eligible expenses (staff salaries, and benefits, etc.). Program trains and supervises court appointed advocates for children in the child welfare systems of Texas. The program will serve an estimated 300 unduplicated clients. CDBG represents 3.9% of this activity's funding.

Summary:

Overall, the City of Bryan substantially met or exceeded goals as defined in the 2017 Annual Action Plan within the timeliness as required. At the end of the fiscal year there was a remaining balance of \$296,578.66 in CDBG funds and \$595,027.84 (includes unused program income at yearend of \$2,909.77) in HOME funds. All Public Service Agency goals were met through the City's Joint Relief Funding Review Committee and local non-profit agency efforts. Housing goals exceeded expectations for PY2017 (20 minor repairs planned – 50 completed and 2 major reconstructions completed. There were 12 down payment closings with a goal of 10. Additionally, more reconstructions were being processed at year-end. There were no Public Facility activities funded with CDBG and no Section 108 projects.

Efforts are made throughout the year to continue to re-evaluate the City's 5-Year Consolidated Plan's goals and objectives as well as the Annual Action Plan by working with local entities, both public and private, to assess the impact of identified needs. In the 2017 program year, while preparing the 2018 Annual Action Plan, all housing data was reviewed and updated, including fair housing; public service needs assessments were updated, public hearings and public meetings were held in conjunction with the Community Development Advisory Committee (CDAC), and Joint Relief Funding Review Committee (JRFRC). City

staff meets quarterly with Project Unity, a local non-profit with approximately 80 members from community service providers as part of this process. City staff, through the CDAC board, offers public meetings as part of its Citizen's Participation Plan.

Annual HOME Program Performance Report
Program Year 2017

A. Overview

The City of Bryan received \$250,189.00 in HOME funds in 2017 to support housing activities as identified in the 2015-2019 Consolidated Plan and 2017 action plan and \$78,249.42 in program income. The chart attached indicates housing loan status.

HOME funds Available: remaining from the prior program year (after payables drawn after year-end) \$365,711.83 and the 2017 funds \$250,189.00 were as broken out as follows: **CHDO funds** 2016 (\$40,907.55) and CHDO 2017 (\$37,528.35); **Housing Assistance** 2014, (\$27,359.76, 2015 (\$29,538.86), 2016 (\$123,346.82) and 2017 (\$108,832.25). **Down Payment Assistance** remaining funds 2015 (\$59,558.94), 2016 (\$85,000.00) and 2017 (\$78,809.50) current funds and 2017 Administrative Funds \$25018.90. A total of \$615,900.83 in grant funds, both prior years and 2017 year, were available. In addition, prior year program income (\$24,905.31) prior year recaptured funds (\$29,931.46) and 2017 program income (\$78,249.42) was available for a total of \$748,987.02.

Program year 2017 HOME funds spent: \$153,959.28 was expended for HOME projects and Administrative costs. in the following amounts: **2015 Home Buyer's Assistance** \$82,045.40 (\$5,886.40 grant and \$76,159.00 prior and current year's program income/recaptured funds); **no CHDO funds expended;** **2017 HOME Administrative** funds spent were \$17,336.91 with remaining funds of \$7,681.99 transferred to 2017 Housing Assistance Program. The 2014 **Housing Assistance funds** spent was \$379.73 with a remaining balance is \$26,980.03. The 2015 Housing Assistance Program funds spent was \$180.22 with remaining funds of \$29,358.64. No **2016 Housing Assistance Program funds** were spent, leaving a balance of \$123,346.82 remaining. No 2017 Housing Assistance funds were spent, leaving a balance of \$108,832.25. There were 5 down payment assistance that had closings and were completed at year-end. There were one major reconstructions activity during the year (HUD activity 996) with one completed at year-end. Total expenditures, including program income (prior year program income, prior year recaptured funds and current year program income) was \$153,959.28 with an ending balance of \$592,118.07 in grant funds and \$2,909.77 loan program income. For more detail, see Summary of Activities – Grantee Performance.

B. Match Requirements

Due to a HUD issued 100% waiver on HOME match requirements, the City of Bryan is not required to provide a local match for HOME expenditures associated with the 2017 program year. The City was also granted a 100% match waiver in previous years. While HOME match is not required, the City ensures continued affordability and local participation through a variety of means, including: waivers of building permit fees on CDBG and HOME funded projects, general fund match for program delivery, sweat equity for CHDO or rehabilitation housing projects, direct homebuyer counseling provided by City funded staff and down payment and closing cost assistance to HOME eligible participants using City funds.

C. Affirmative Marketing

No Community Development Block Grant Funds or HOME funds were used for rehabilitation of multi-family rental projects this past year. The Community Development Services Department provides technical support for private developers who provide rental rehabilitation for either multi-housing or single family units. Owners of rental properties are provided with the names and phone numbers of program contacts at the Brazos Valley Council of Governments, the local administrator of Section-8 Housing vouchers and certificates, to market to qualifying tenants. Also, when potential tenants contact the Community Development Office, they are provided with names and phone numbers of rental rehabilitation assistance

providers and property owners.

During the 2017 program year, considerable staff effort continued with marketing of the homebuyer's program. Staff works with local mortgage lenders, real estate agents, title companies and other housing agencies to provide program information and requirements. Staff also participated in various public events and housing fairs and spoke to a number of employee groups about CDBG and HOME funded housing programs. Staff supported efforts by the Brazos Valley Council of Governments (BVCOG) and Brazos Valley Affordable Housing Corporation (BVAHC) programs to provide down payment assistance. Staff provides extensive homebuyer counseling to homebuyer applicants and refers clients to Texas A&M University's AgriLife Extension Service for online homebuyer education and certification. Detailed information on homebuyer demographics is found in the HOME Activities Summaries.

Community Development Staff continues to provide information to other city departments concerning housing and related service programs available community wide to low and moderate-income citizens. Results have been increased referrals through this marketing.

D. Minority Outreach

Community Development staff, through their minority outreach marketing plan, reached out to and promoted participation in Bryan's programs by minority, female, and historically underutilized businesses:

- All projects over \$15,000 are advertised through the Bryan-College Station Eagle, a daily newspaper, and project plans are made available to all contractors through the Contractor's Bid Room and City of Bryan's Purchasing Department website.
- All contractors listed in the yellow pages of the local phone directory under general and remodeling contractors, have been contacted by staff and invited to pick up bid packages and contractor qualification documents.
- Per City policy, on all purchases exceeding \$3,000, a minority contractor is contacted and invited to bid the item or service. The City's purchasing Department maintains a list of HUBs for this purpose.
- Staff participates in the local homebuilders and purchasing associations, providing information about contracting opportunities with the City.

HOME Activities Summaries– Grantee Performance Report
2017 HOME Program

Activity Name and Description:

HOME OWNER REHABILITATION ASSISTANCE/RECONSTRUCTIONS

Homes occupied by low-income owners (80% and less of median income) are improved to meet City Building Code requirements and Section 8 Housing Quality Standards. Improvements include, but are not limited to, plumbing, electrical, and structural work. Projects are completed within 18 months. Funds may be used to provide owner-occupants of dilapidated housing with technical assistance and/or closing costs when they are eligible for and able to obtain private market financing for home repair or construction of replacement housing. Funds will also be used to provide for clearance and onsite reconstruction of owner occupied single-family dwellings, which are dilapidated and cannot be cost effectively rehabilitated. Funds will also be used to support staffing and operational cost of this program.

Activity Name and Description:

HOMEBUYERS ASSISTANCE

This program provides eligible homebuyers (80% and less of median income) with deferred loans for down-payment and/or closing costs. A maximum of \$7,500 in assistance will be made available for each household for down payment assistance. Additional amounts may be provided to clients who are eligible for down payment assistance in areas where a private developer has an agreement with the City to provide additional down payment assistance funds for new homes built by the developer. Expected completion is 12 months.

- **Activity: 2015 Down Payment Assistance**

Date Initiated Fund: 10/1/2015

National Objective: Provide Housing for Low and Moderate Income Families

Activity Code: UNDERWAY

Accomplishments/Status: Homebuyers (HUD) activities- no funded activities with 2015 funds due to a balance remaining in prior year's funds. Staff works to qualify eligible households and provides counseling on home buying to potential clients. Demographics include HUD activity 1009 (57% LMI), 1010, (72% LMI), 1012 (38% LMI), 1013 (46% LMI), and 1016 (62% LMI), 1017 (62%), 1022 (79%), and 1023 (35% LMI).

**Budgeted: \$59,558.94 + \$4,560.04 (prior yr. used PI)+\$13,778.86 (prior yr. recap)
+\$57,820.10 (current PI)=\$135,717.94**

Expended: \$82,045.40 (\$5,886.40 en +\$76,159.00 prior and current year)

Balance: \$53,672.94

- **Activity: 2016 Down Payment Assistance**

Date Initiated Fund: 10/1/2015

National Objective: Provide Housing for Low and Moderate Income Families

Activity Code: UNDERWAY

Accomplishments/Status: Homebuyers (HUD) activities- no funded activities with 2015 funds due to a balance remaining in prior year's funds. Staff works to qualify eligible households and provides counseling on home buying to potential clients.

Budgeted: \$85,000.00

Expended: \$ 0.00

Balance: \$85,000.00

- Activity: 2017 Down Payment Assistance**
Date Initiated Fund: 10/1/2017
National Objective: Provide Housing for Low and Moderate Income Families
Activity Code: UNDERWAY
Accomplishments/Status: Homebuyers (HUD) activities- no funded activities with 2015 funds due to a balance remaining in prior year's funds. Staff works to qualify eligible households and provides counseling on home buying to potential clients. Demographics include HUD activity

Budgeted: \$78,809.50
Expended: \$ 0.00
Balance: \$78,809.50

COMMUNITY HOUSING DEVELOPMENT ORGANIZATION: Funds will be made available to certified Community Housing Development Organizations (CHDO) for the development, rehabilitation or acquisition of affordable housing units. Elder-Aid, Embrace and No Limits are non-profit organizations that have applied for and received CHDO status.

- Expend Activity: 2016 CHDO**
National objective: Provide housing for Low and Moderate-income families.
Activity Code: OPEN
This project addresses items 1-5 of the Affordable Housing Plan of Bryan's Consolidated Plan with eligible CHDO has targeted. To fund CHDO(s) for eligible operating costs including, but not limited to training for lead base paint certification. CHDO will provide low-income housing activities including rehabilitation and/or new construction. A request for proposal was made available in the 2017/2018 year utilizing 2016 and 2017 CHDO funds and awarded to Elder-Aid for both year's CHDO funds (HUD activity1019). This project will be underway in the 2018/2019 year.

Budgeted: \$40,907.55 = \$10,000.00 (2016 Housing Assistance Funds)
Expended: \$ 0.00
Balance: \$ 40,907.55 + \$10,000.00 (2016 Housing Assistance Funds)
- Expend Activity: 2017 CHDO**
National objective: Provide housing for Low and Moderate-income families.
Activity Code: OPEN
This project addresses items 1-5 of the Affordable Housing Plan of Bryan's Consolidated Plan with eligible CHDO has targeted. To fund CHDO(s) for eligible operating costs including, but not limited to training for lead base paint certification. CHDO will provide low-income housing activities including rehabilitation and/or new construction. A request for proposal was made available in the 2017/2018 year utilizing 2016 and 2017 CHDO funds and awarded to Elder-Aid for both year's CHDO funds (HUD activity1019). This project will be underway in the 2018/2019 year.

Budgeted: \$37,528.35
Expended: \$ 0.00
Balance: \$ 37,528.35

Activity Name and Description:

HOUSING ASSISTANCE PROGRAMS: HOME OWNER REHABILITATION ASSISTANCE/RECONSTRUCTIONS, and HOUSING DEVELOPMENTS

Homes occupied by low-income owners (80% and less of median income) are improved to meet City Building Code requirements and Section 8 Housing Quality Standards. Improvements include, but are not limited to, plumbing, electrical, and structural work. Projects are completed within 18 months. Funds may be used to provide owner-occupants of dilapidated housing with technical assistance and/or closing costs when they are eligible for and able to obtain private market financing for home repair or construction of replacement housing. Funds will also be used to provide for clearance and onsite reconstruction of owner occupied single-family dwellings, which are so dilapidated that they cannot be cost effectively rehabilitated. Funds will also be used to support staffing and operational cost of this program. Funds are also used to assist private and nonprofit housing developers to provide new construction for owner occupied homes or for rental property for low and moderate income households.

- **Activity #: 2014 HOME - Home Owner Assistance**
Date initiated funded: 10/1/2014
National Objective: Provide Housing for Low and Moderate Income Families
Projects are: UNDERWAY
Accomplishments/Status: Staff continually reviews applications for eligible homeowner rehabilitation/reconstruction assistance through-out the year, as well as issue Request for Proposals for housing developments as funding allows. Funds have been fully allocated with HUD activity HUD activity 996 complete at year-end (1218 Henderson) with household LMI 30-50%. Additional funding reported under 2015 and 2016.
Budgeted: \$ 27,359.76
Expended: \$ 379.73
Balance: \$ 26,980.03

- **Activity #: 2015 HOME - Home Owner Assistance**
Date initiated funded: 10/1/2015
National Objective: Provide Housing for Low and Moderate Income Families
Projects are: UNDERWAY
Accomplishments/Status: Staff continually reviews applications for eligible homeowner rehabilitation/reconstruction assistance throughout the year, as well as issue Request for Proposals for housing developments as funding allows. HUD activity 996, LMI 30-50% (complete at year-end and also utilized 2014 funds and carry over PI and recaptured funds unused at prior year end.
Budgeted: \$29,538.86 +20,345.27 (prior PI)+16,152.60(Prior RF)+\$17,504,15 +15.00(Current PI)=\$83,555.88
Expended:\$ 180.22 (en) 20,345.27 (prior PI)+16,152.60(Prior RF)+\$17,504,15 +15.00(Current PI) \$29,358.64
Balance:

- **Activity #: 2016 HOME - Home Owner Assistance**
Date initiated funded: 10/1/2016
National Objective: Provide Housing for Low and Moderate Income Families
Projects are: UNDERWAY
Accomplishments/Status: Staff continually reviews applications for eligible homeowner

rehabilitation/reconstruction assistance throughout the year, as well as issue Request for Proposals for housing developments as funding allows. At year-end, one project was set for Council approval.

Budgeted: \$ 123,346.82

Expended: 00.00

Balance: \$ 123,346.82

- **Activity #: 2017 HOME - Home Owner Assistance**

Date initiated funded: 10/1/2017

National Objective: Provide Housing for Low and Moderate Income Families

Projects are: UNDERWAY

Accomplishments/Status: Staff continually reviews applications for eligible homeowner rehabilitation/reconstruction assistance throughout the year, as well as issue Request for Proposals for housing developments as funding allows. At year-end, one project was set for Council approval.

Budgeted: \$ 108,832.25

Expended: \$ 00.00

Balance: \$108,832.25 + \$7,681.99 (transfer from 2017 adm.)

Activity Name and Description:

ADMINISTRATION

This activity provides staff and related costs needed to carry out HOME activities.

These activities include the application process, project development and

Implementation, monitoring of project progress, labor standards compliance

Activities, fiscal management, preparation of environmental reviews, and any

Other program administration necessary to achieve the City's HOME program

goals and objectives.

- **Activity: 17-Administration**

Date initiated fund: 10/01/2016

Activity code: COMPLETE

Accomplishments/status: Funds were used for staff support of HOME eligible activities.

The funded administrative activity is HUD activity

Budgeted: \$25,018.90

Expended: \$17,577.77 Remaining balance transferred to 2017 Housing \$7,681.99

Balance: \$ 0.00

Remaining HOME Balances

Project/Activity	Prior Year Balances Before Expenditures	\$250,189.00 - current year grant (2017), before expenditures	Unused PI and RF prior year	PI Current Year Used	Actual Expenditures (includes payables and used program income)	HUD NO	Balance
Down Payment Assistance							
Down Payment Assistance 2015	\$59,558.94				\$5,886.40 en+76,159.00 (prior year PI \$4,560.04+\$13,778.86 prior recaptured funds and current year \$57,820.50)	1009,1010,1012, 1013,1016,1017, 1022,1023	\$53,672.94
Down Payment Assistance 2016	\$85,000.00						85,000.00
Down Payment Assistance 2017		\$78,809.50					78,809.50
CHDO							
CHDO 2016	\$40,907.55				\$0.00	1019	40,907.55
CHDO 2017		\$37,528.35				1019	37,528.35
HOUSING ASSISTANCE							
HOME Housing Assistance 2014	\$27,359.76				\$379.73 en+ prior yr. PI \$20,345.27 \$16,152.60 prior yr. RF \$17,519.15 current yr. PI	996	26,980.03
HOME Housing Assistance 2015	\$29,538.86				\$180.52	996, & 1019 (funded not spent)	\$29,358.64
HOME Housing Assistance 2016	\$123,346.82				\$0.00		\$123,346.82
HOME Housing Assistance 2017		\$108,832.25+\$7,681.99			\$0.00		\$116,514.24
Administrative – 2017 transfer out to HA 2017 balance \$7681.99	\$25,018.90				\$17,336.91		0.00
Total Available funds Prior Year, Available unused PI and RF, Current Year grant and PI, expenditures and ending balance	\$365,711.93	\$250,189.00	\$54,836.77	\$75,339.55	\$153,959.28		\$592,118.07
Unexpended program income							\$ 2,909.77
Balance of en and unused PI							\$595,027.84

Financial Summary – HOME GPR

Financial Summary Grantee Performance Report HOME Entitlement Program	U.S. Department of Housing and Urban Development Office of Community Planning & Development
---	--

1.Name of Grantee City of Bryan	2.Grant Number M 17 MC 480229	3.Report period From: 10/1/2017-9/30/2018
------------------------------------	----------------------------------	--

Part I: Summary of HOME Resources		
Unexpended HOME Funds at end of previous		
1. period		\$ 365,711.93
2. Entitlement Grant from HOME Grant		250,189.00
3. Program Income*		<u>133,086.19</u>
4. Total HOME Funds available for use during this report period		\$ 748,987.12

Part II: Summary of HOME Expenditures		
5. Total expended for HOME activities		\$ 136,622.37
6. Total expended for Planning & Administration		<u>\$ 17,336.91</u>
7. Total expenditures (line 5 plus line 6)		\$ 153,959.28
8. Unexpended balance (line 4 minus line 7) grant only		\$ 592,118.07
Unused program income		\$ 2,909.77
		595,027.84

***Program Income Details:**

Recaptured funds used (from prior year unused at 16/17 year end)
\$29,931.46
24,905.31 funds used (from prior year housing loan payments)
\$54,836.77

Program Income Used for program year:

\$ 54,836.77 (unused PI and recaptured funds from 16/17 year)
75,339.65 (2017/2018 program income used)
\$130,176.42 TOTAL

Revolving Loan Charts

HOME Loans Reported in CAPER / IDIS

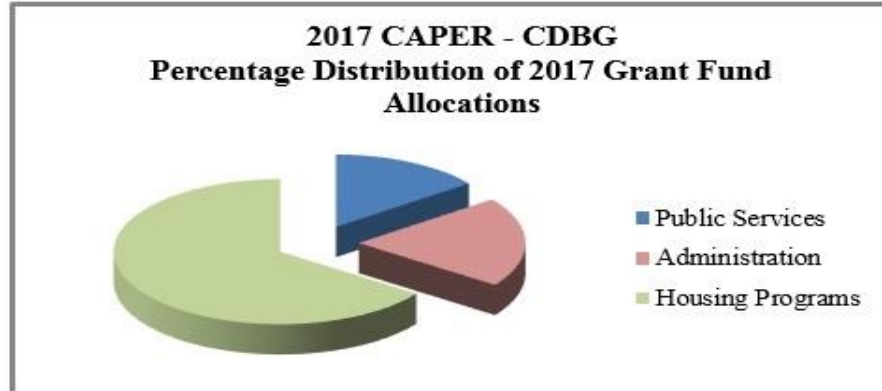
Loan #	APR	Principal Original	Terms	Type of Loan	Beginning Balance 10/1/2017	Interest	Principal	Ending Balance 9/30/2018
13536	3%	\$40,000.00	12/1-12/31	HOME	23,284.88	638.74	3,589.26	19,695.62
13526	3%	\$30,000.00	5/03-7/23	HOME	10,818.25	308.49	1,719.51	9,098.74
13659	3%	\$29,366.67	5/04-5/24	HOME	10,465.64	291.23	1,663.21	8,802.43
13527	3%	\$29,080.17	4/04-5/24	HOME	11,130.46	311.53	1,685.47	9,444.99
13658	3%	\$38,411.66	8/04-8/24	HOME	17,022.22	482.07	2,517.93	14,504.29
13540	3%	\$38,406.54	8/04-8/24	HOME	16,624.66	556.32	2,424.94	14,199.72
13529	3%	\$37,046.55	8/05-9/25	HOME	17,630.10	502.06	1,963.46	15,666.64
13660	3%	\$44,296.70	3/06-4/26	HOME	27,535.93	951.98	3,471.64	24,064.29
13662	3%	\$38,460.00	3/06-4/26	HOME	20,037.00	759.07	2,749.89	17,287.11
13538	3%	\$42,135.00	1/06-2/26	HOME	19,609.06	580.21	2,219.04	17,390.02
13539	3%	\$40,950.55	1/06-2/26	HOME	15,285.81	444.59	2,521.19	12,764.62
13530	3%	\$46,921.30	3/06-4/26	HOME	23,681.75	677.52	2,445.12	21,236.63
13531	3%	\$40,840.00	5/08-6/28	HOME	24,836.10	661.15	1,824.08	23,012.02
13532	3%	\$41,050.50	5/08-6/28	HOME	25,542.93	739.96	1,985.24	23,557.69
13583	3%	\$50,806.11	5/08-6/38	HOME	45,780.72	-	380.00	45,400.72
13533	0%	\$40,156.50	1/11-8/41	HOME	19,319.36	-	6,550.00	12,769.36
13517	0%	\$35,930.00	3/12-3/42	HOME	34,125.00	-	200.00	33,925.00
13557	0%	\$65,804.00	5/13-5/33	HOME	46,508.92	-	4,368.48	42,140.44
13664	3%	\$69,951.00	4/13-4/38	HOME	59,594.36	1,757.69	2,202.31	57,392.05
13675	0%	\$62,307.00	8/15-8/45	HOME	57,806.92	-	2,076.96	55,729.96
13686	3%	\$121,795.15	11/15-11/45	HOME	116,585.48	3,461.16	2,700.72	113,884.76
13704	0%	\$95,093.32	8/16-8/46	HOME	91,394.37	-	3,169.80	88,224.57
13705	0%	\$99,386.22	8/16-8/41	HOME	94,486.22	-	4,200.00	90,286.22
13731	0%	\$106,863.32	9/17-9/47	HOME	106,566.32	-	3,564.00	103,002.32
13732	0%	\$50,645.79	9/17-9/52	HOME	50,525.79	-	1,502.00	49,023.79
13759	0%	\$63,737.62	2/18-1/48	HOME	63,737.62	-	1,416.40	62,321.22
Total		\$1,399,441.67			1,049,935.87	13123.77	65,110.65	984,825.22

CDBG Housing Loans Reported in CAPER/IDIS

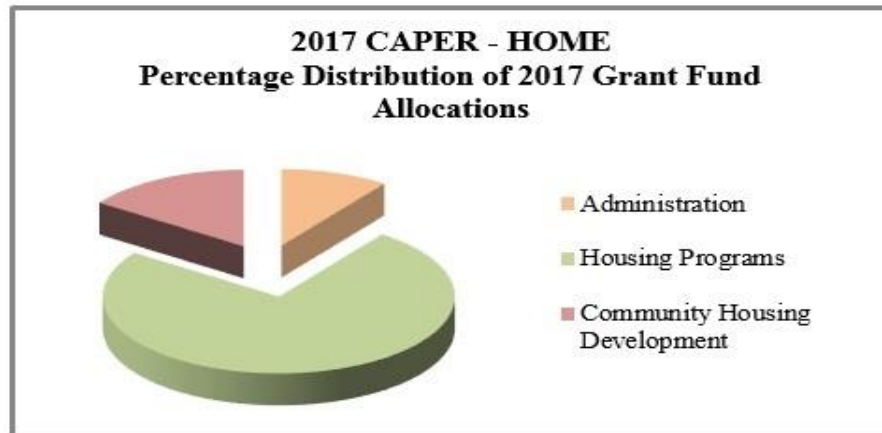
Loan	APR	Principal Original	Terms	Type of Loan	Interest	Principal	Ending Balance
13655	3%	\$27,240.00	9/09-7/39	CDBG Housing Loan	627.46	750.74	20,590.53
13535	2%	\$33,970.00	10/10-6/30	CDBG Housing Loan	513.96	1,213.80	25,038.53
13503	0%	\$44,553.00	3/12-3/42	CDBG Housing Loan	-	2,190.00	30,922.47
13509	3%	\$25,000.00	12/12-12/27	CDBG Housing Loan	724.88	2,216.69	16,695.13
13553	0%	\$68,924.00	4/13-4/43	CDBG Housing Loan	-	1,400.00	58,958.54
13657	2%	\$107,197.00	7/14-7/44	CDBG Housing Loan	1,319.11	680.89	99,048.83
13610	0%	\$56,920.00	8/14- 8/44	CDBG Housing Loan	-	1,897.32	49,014.50
13618	0%	\$66,182.00	9/14-9/44	CDBG Housing Loan	-	2,220.00	57,111.28
13733	0%	\$9,500.00	4/16-4/21	CDBG Housing Loan	604.66	1,817.54	5,047.12
13706	0%	\$92,817.01	8/16-8/41	CDBG Housing Loan	-	3,716.34	84,766.77
13756		\$74,006.79	1/18-12/47	CDBG Housing Loan	-	1,549.42	72,457.37
Total		\$606,309.80			3,790.07	19,652.74	519,651.07

2017 CAPER Fund Distribution Charts

CDBG Activities	Percentage Distribution
Public Services	15%
Administration	20%
Housing Programs	65%
	100%

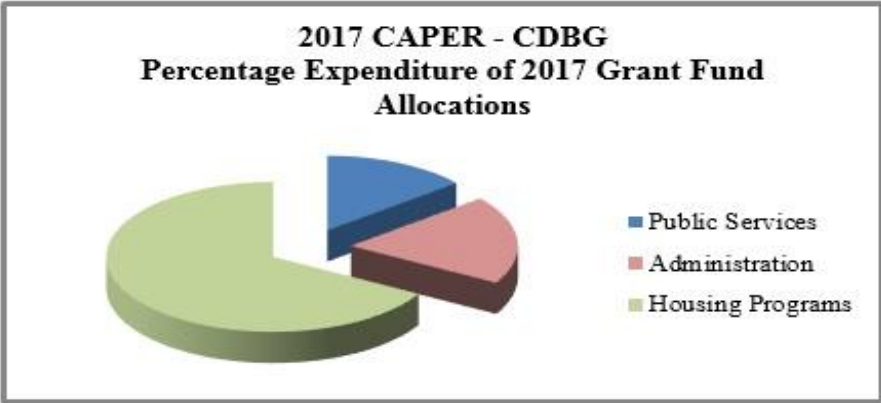


HOME Activities	Percentage Distribution
Administration	10%
Housing Programs	75%
Community Housing Development	15%
	100%

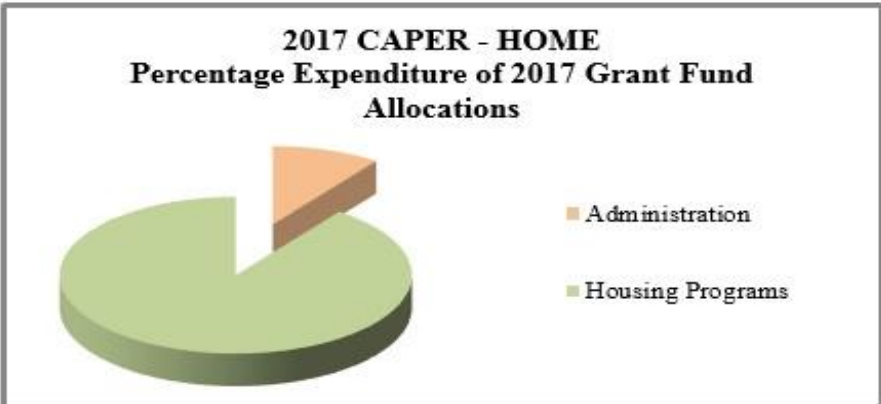


2017 CAPER Fund Expenditure Charts

CDBG Activities	Percentage Distribution
Public Services	14%
Administration	19%
Housing Programs	67%
	<u>100%</u>



HOME Activities	Percentage Distribution
Administration	10%
Housing Programs	90%
	<u>100%</u>



Performance Measures

Performance Measurement System - 2017 CAPER

Grantee: City of Bryan

Please select one of the following:

_____ The community is not using a local performance measurement system and does not intend to develop such a system.

_____ The community is not using a local performance measurement system, but intends to develop and implement such a system that includes some/all of the criteria listed below by _____ (*date*).

 X The community is currently using a local performance measurement system. If yes, please check off the following items that are included in your performance measurement system and attach either a description of your system or a report from the system.

x Long-term (multi-year) goals/objectives

x Short-term (annual) goals/objectives

x Expected units of accomplishment upon completion of project/activity

x Actual units of accomplishment upon completion of project/activity

x Expected units of accomplishment during each program year of the project/activity

x Actual units of accomplishment during each program year of the project/activity

___ Aggregation of actual units of program year accomplishments to short-term and long-term numeric goals/objectives

___ Outputs resulting from HUD funding are shown separately

x One or more proposed outcome(s)

If so, which indicator is used? -See attached-

x One or more actual outcome(s)

If so, which indicator is used? -See attached-

Please see Notice CPD-03-09 for more information.

Mission Statement

It shall be the mission of the Community Development Services Department of the City of Bryan to receive and administer Community Development Block Grant (CDBG) funds, Home Investment Partnership program (HOME) funds in accordance with guidelines published by the U. S. Department of Housing and Urban Development, and other appropriate funding sources for the benefit of the citizens of the City of Bryan to:

- Facilitate the development and preservation of affordable housing
- Encourage fair housing
- Promote neighborhood integrity and eliminate blighting influences
- Assist in providing public services and facilities for low and moderate income citizens, and
- Create economic opportunities in the community

Strategic Initiatives

1. Expand the supply of decent, safe and affordable housing.
2. Reduce the isolation of income groups by decentralizing housing opportunities and expand home ownership.
3. Address needs of homeless through housing and supportive services by providing access to eligible programs.
4. Address special needs populations through housing and supportive services by providing access to eligible services.
5. Increase access to public services and public facilities as defined by HUD.
6. Increase economic development by providing eligible loan programs or access to services for low to moderate income individuals.
7. Increase economic development by providing eligible loan programs to eliminate slum/blight.

Fiscal Year 2017-18 Accomplishments

1. Provided homebuyer counseling and down payment assistance to 12 eligible citizens using federal grant money with additional projects underway at year's end.
2. Provided technical assistance to 8 different private developers (6 for-profit and 2 non-profit) of affordable housing by new construction and rehabilitation activities.
3. Provide technical assistance through code enforcement actions resulting in approximately 3,835 cases to address clean up, and/or elimination of spot slum/blight.
4. Provided funding to 5 public service agency programs and technical assistance to approximately 10 agencies/programs to increase access to services.
5. Provided housing assistance to 50 completed minor repair projects to address deficiencies and improve housing stock for low-income homeowners.
6. Provided housing assistance through major rehabilitation/reconstruction with 2 projects competed and other units in various stages of progress as of the publication of this report.
7. Coordinated with and provided HOME Community Housing Development Organization (CHDO) set-aside funding and other available HOME funding to one CHDO for development of 2 affordable, senior housing units in partnership with ElderAid, a city certified city CHDO.
8. Provided for citizen input through 4 public hearings at 2 separate advisory committee meetings and held another 18 public meetings in conjunction with both the Community Development Advisory Committee and the Joint Relief Funding Review Committee.
9. Provided FHEO information at 19 unique events, to include: regional health and program fairs;

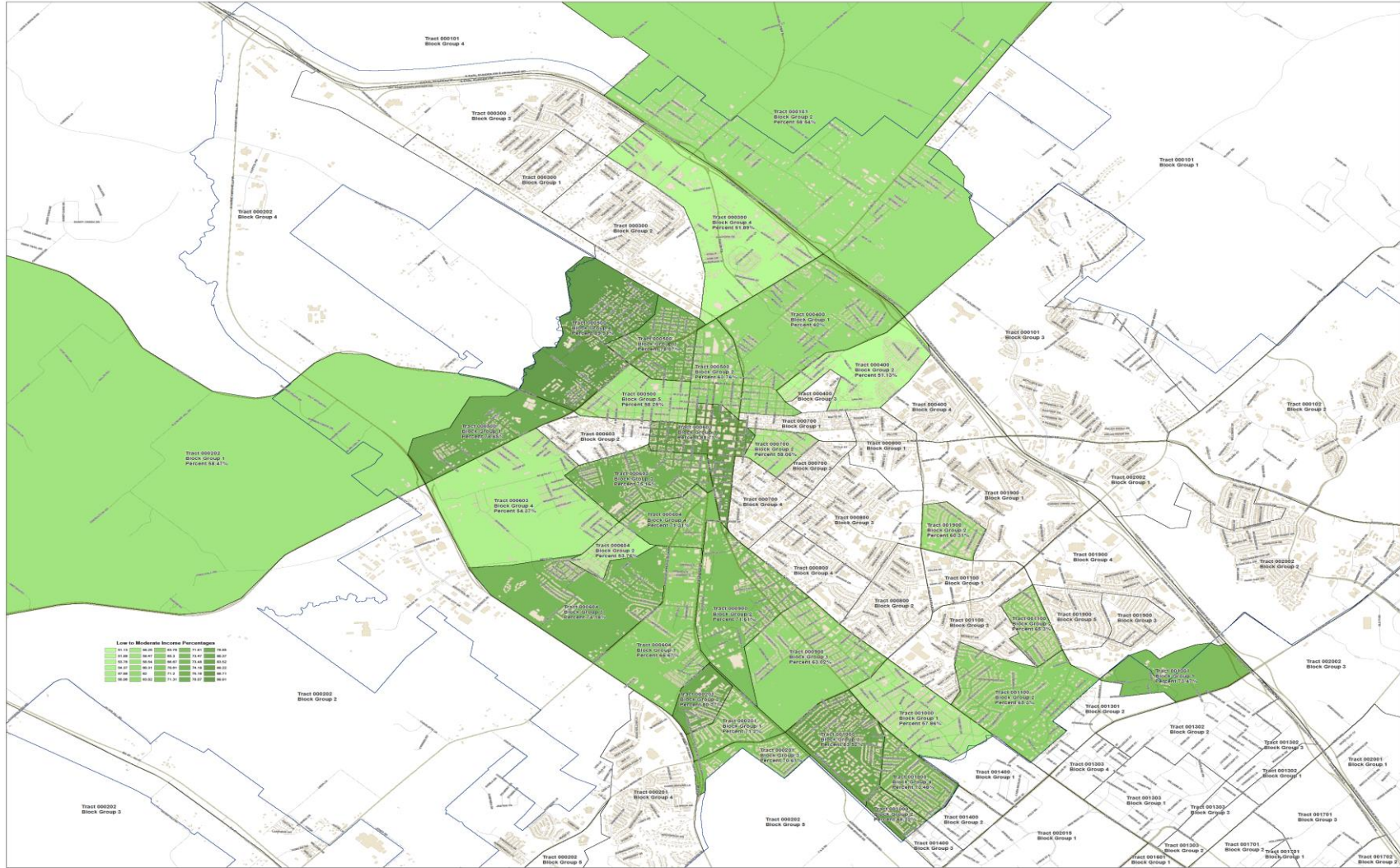
- internet/webpage PSAs; public hearings; interfaith community presentations; online surveys; and other city and non-profit informational functions.
10. Staff served on and provided technical assistance to multiple other (non-PSA funded) agencies in advancement of the city's community development goals and objectives.
 11. Developed the 2018 Annual Action Plan.

Fiscal Year 2018-19 Goals and Objectives

1. Provide funding to a minimum of 23 homeowners to improve housing stock for both minor and major rehabilitation/reconstruction projects.
2. Provide 15% of CDBG funding and technical assistance to 6 public service agencies to increase access to services.
3. Provide homebuyers counseling and down payment assistance to a minimum of 10 eligible citizens.
4. Provide technical assistance and funding to at least 1 developer of affordable rental property.
5. Initiate the development of at least 1 single-family property, to include funding for property acquisitions and infrastructure in support of an affordable homeownership housing development.
6. Provide for the funding of at least one CHDO project using PY2016/17 and previously unallocated 2015 HOME grant allocations.
7. Work with internal city departments to coordinate efforts in Bryan's infill areas for housing, streets, parks, water/sewer, and building inspections to increase housing stock by coordinating infrastructure improvements and lowering fees for impact area projects, provide information on the planning and funding process for CDBG/HOME funds.
8. Work with and provide technical assistance to the inter-local Brazos Valley Housing Rehabilitation Committee to encourage affordable housing development and the preservation of existing affordable housing through coordination of rehabilitation and repair resources.
9. Provide technical assistance and partner with Social Inclusion/Exclusion model for Bryan's infill areas for long term plan to address housing and social service issues.
10. Provide volunteer demolition opportunities and complete 3 demolitions to remove vacate dilapidated houses.
11. Provide technical assistance to a minimum of 3 housing developers to encourage housing developments in low/moderate income areas or for low/moderate income individuals/families.
12. Service the City's CDBG and HOME loan portfolios to ensure loans are performing appropriately, with loan proceeds reinvested into affordable housing activities.
13. Provide technical assistance to a minimum of two housing related community committees/coalitions including Brazos Valley Housing Rehabilitation Committee and the City's Infill Housing Committee.
14. Provide technical assistance through participation on a minimum of 3 social service boards/Coalitions and committees such as Project Unity, United Way, and Bank on Brazos Valley.
15. Prepare and submit the 2018 Consolidated Action Plan via HUD's *eCon Planning Suite* and provide for citizens input as required by federal regulations.
16. Prepare and submit the 2018 Consolidated Annual Evaluation and Performance Plan through the *eCon Planning Suite*.
17. Attend HUD meetings as appropriate, with a minimum of one per fiscal year.
18. Prepare and administer action steps in a Fair Housing Narrative Statement to complement the City Analysis of Impediments and provide Fair Housing education.

Attachment 3

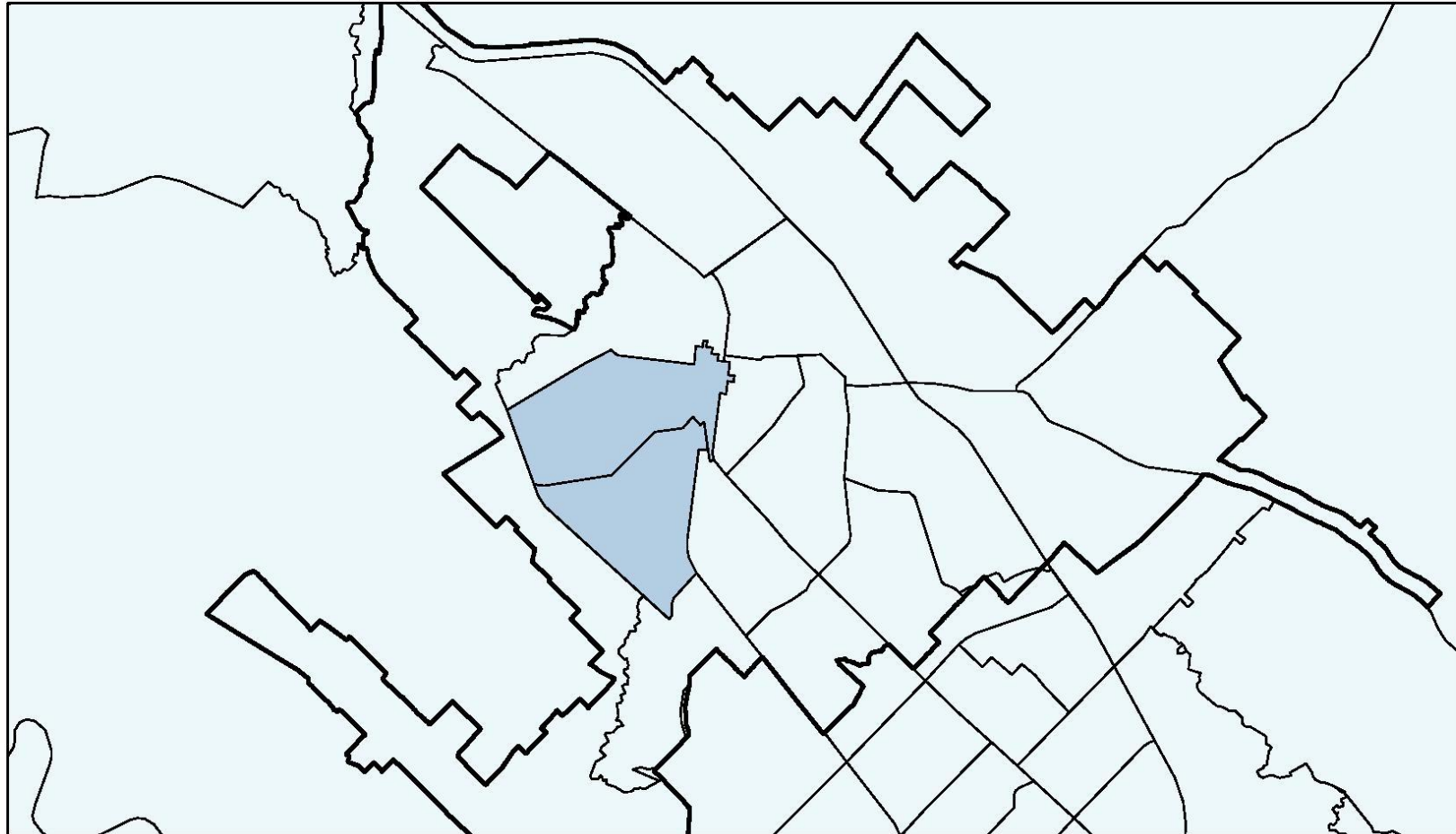
Project and Demographic Maps 2017 CAPER



Low to Moderate Income Areas

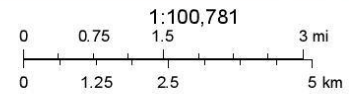


Census Tract - Where Hispanics Comprise over 50% of Population



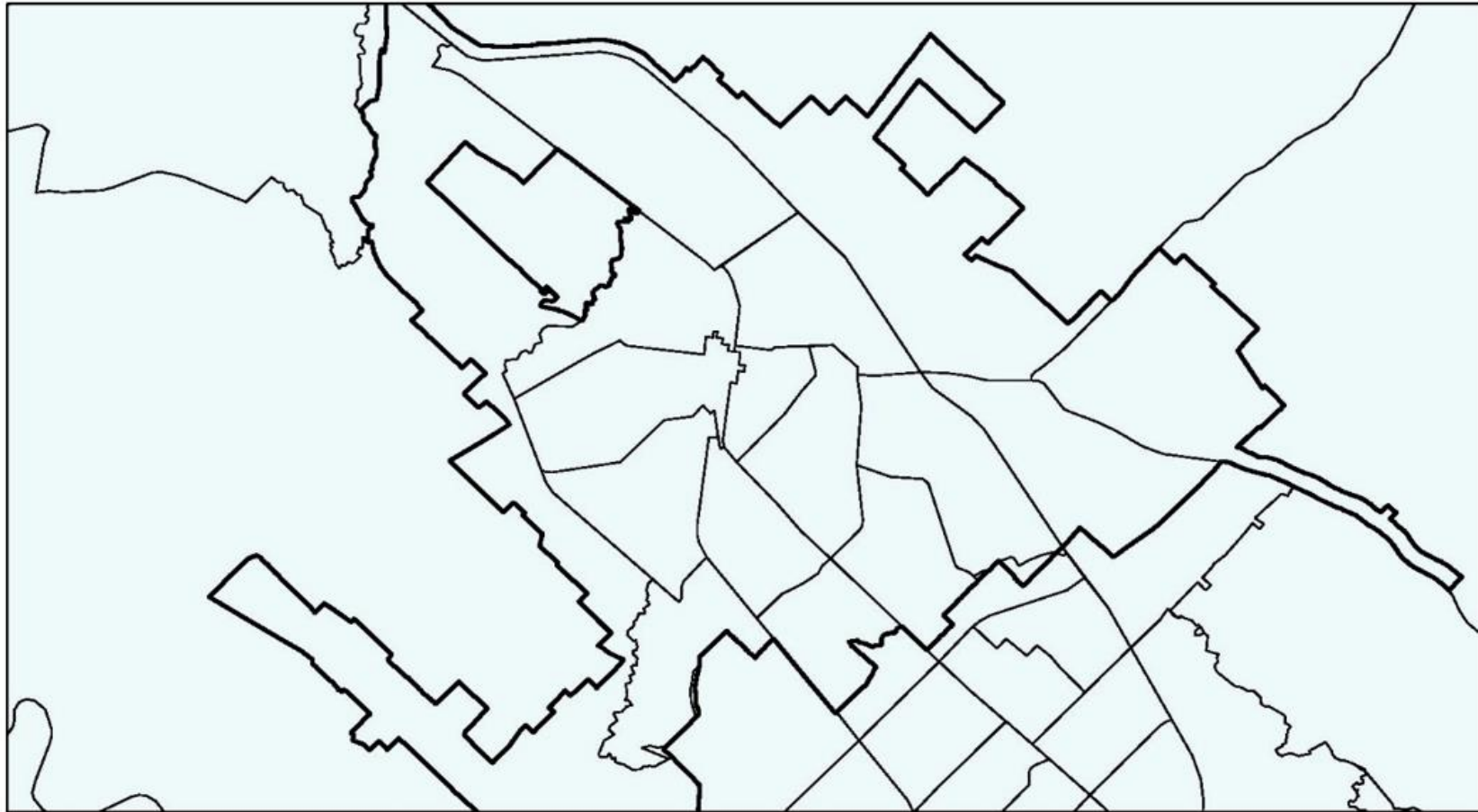
July 13, 2015

Override 1 **HispanicOrigin**  >50%
B03002EST12_PCT
 <50%



Sources: Esri, HERE, DeLorme, USGS, Intermap, increment P Corp., NRCAN, Esri Japan, METI, Esri China (Hong Kong), Esri (Thailand), MapmyIndia, © OpenStreetMap contributors, and the GIS User Community
Data generated by HUD's CPDMAP application

Census Tract - Where Blacks/African Americans Comprise over 50% of Population




July 13, 2015

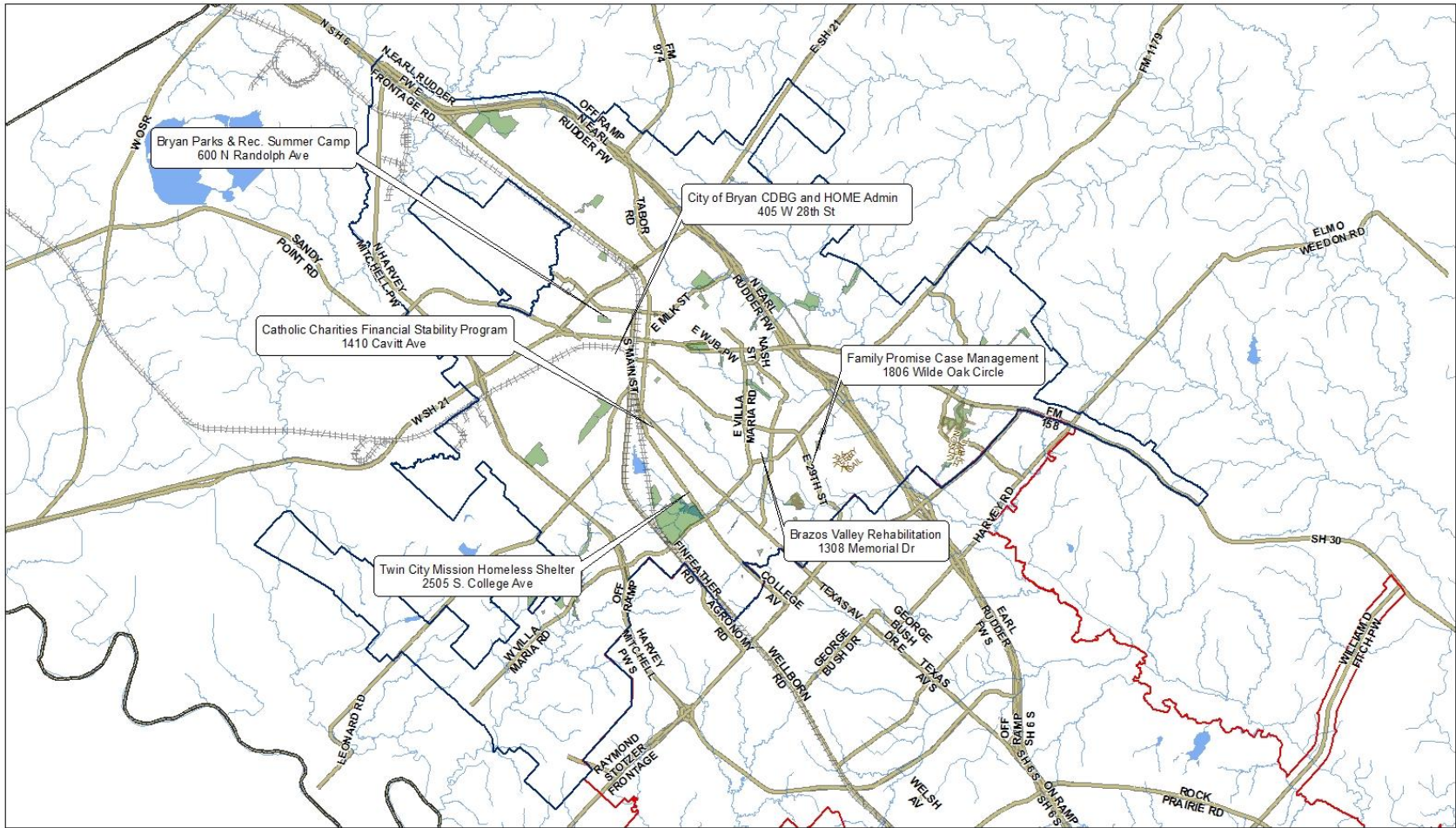
Override 1 **BlackAfricanAmericanAlone**
B03002EST4_PCT

 <50%

 >50%

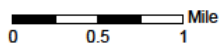
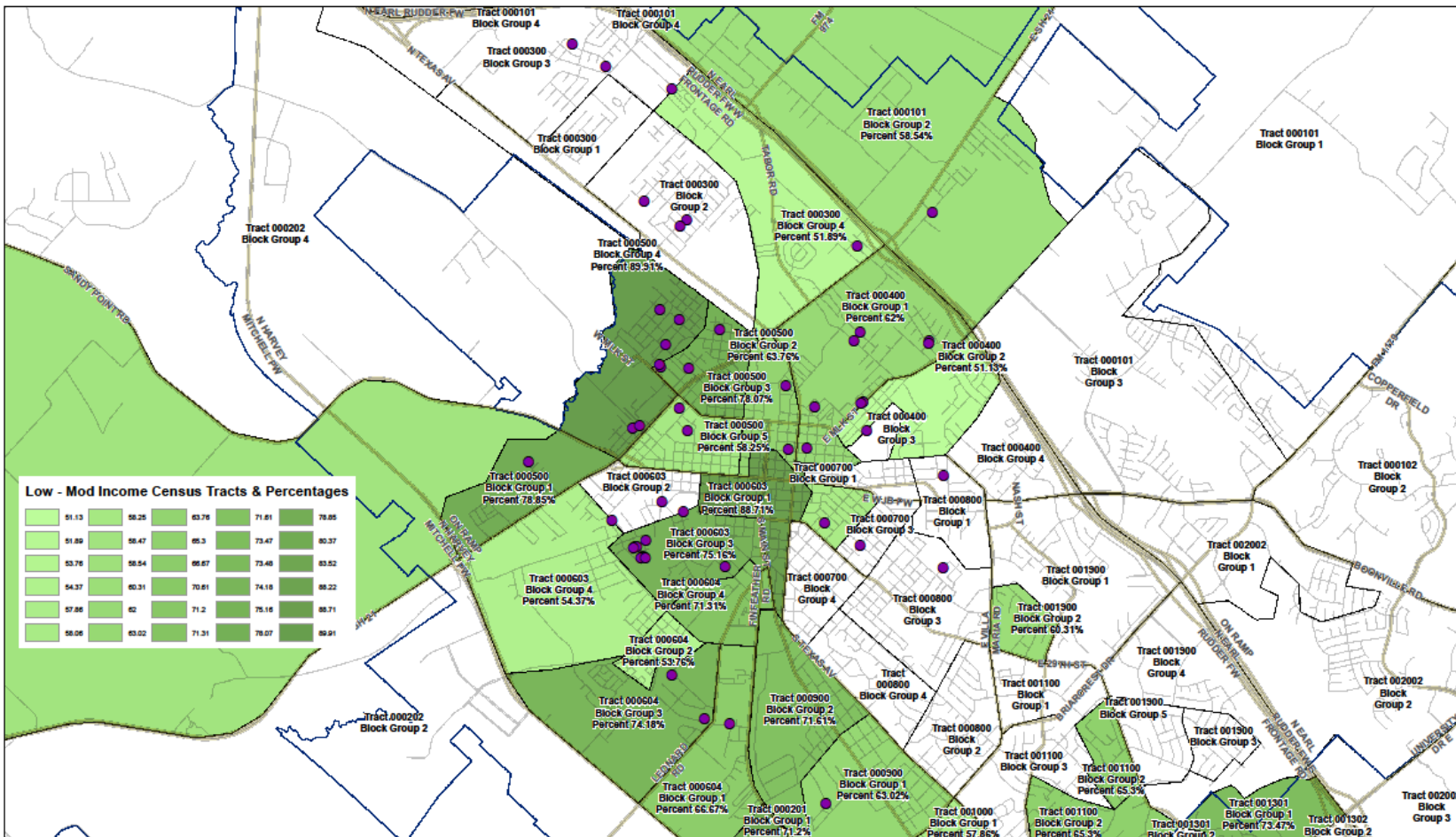


Sources: Esri, HERE, DeLorme, USGS, Intermap, increment P Corp., NRCAN, Esri Japan, METI, Esri China (Hong Kong), Esri (Thailand), MapmyIndia, © OpenStreetMap contributors, and the GIS User Community
Data generated by HUD's CPDMAP application



2017-18 Administration and Public Service Agency Program Map


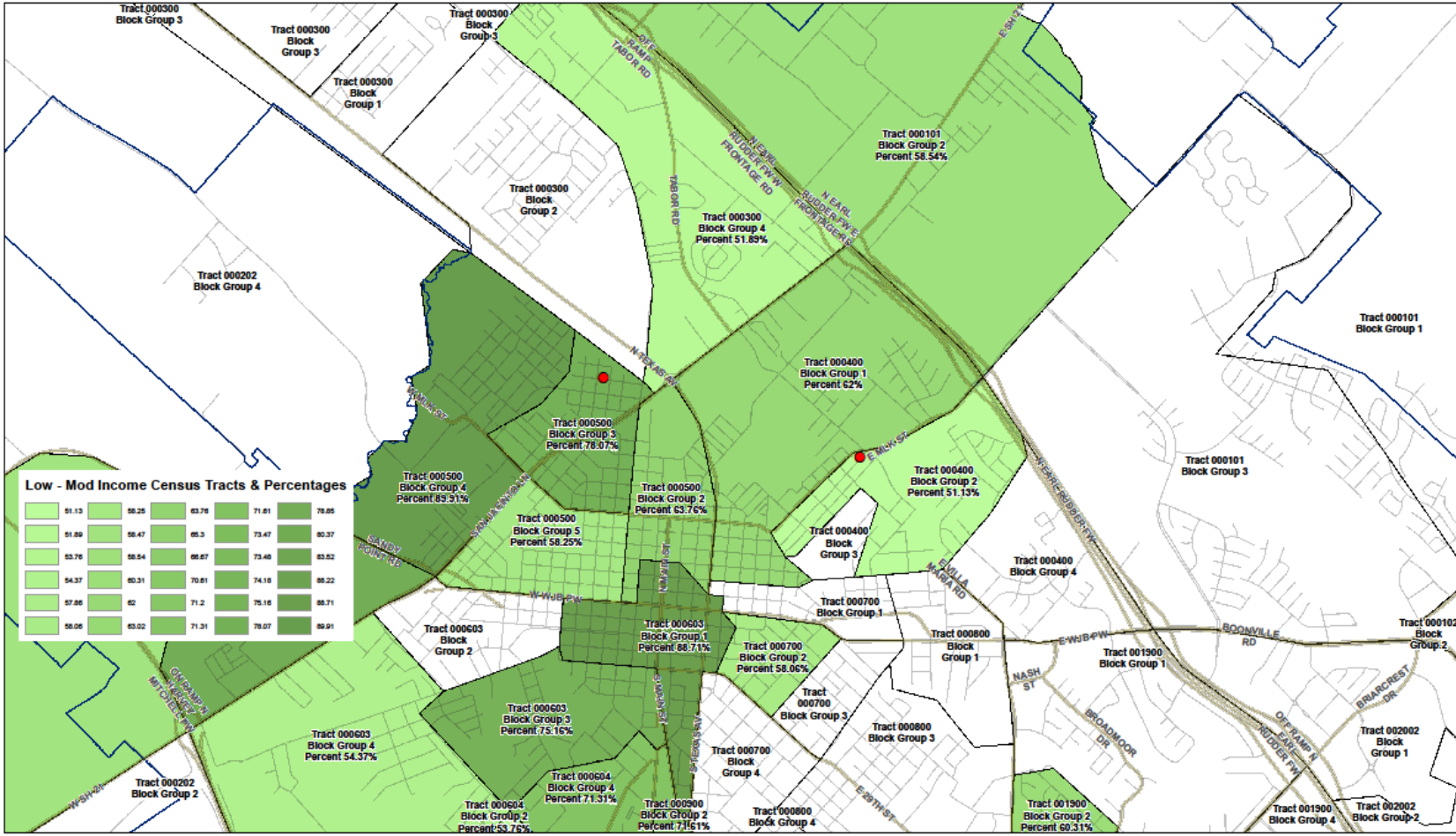




2017-18 CITY OF BRYAN MINOR REPAIR PROJECTS

● Minor Repair Project


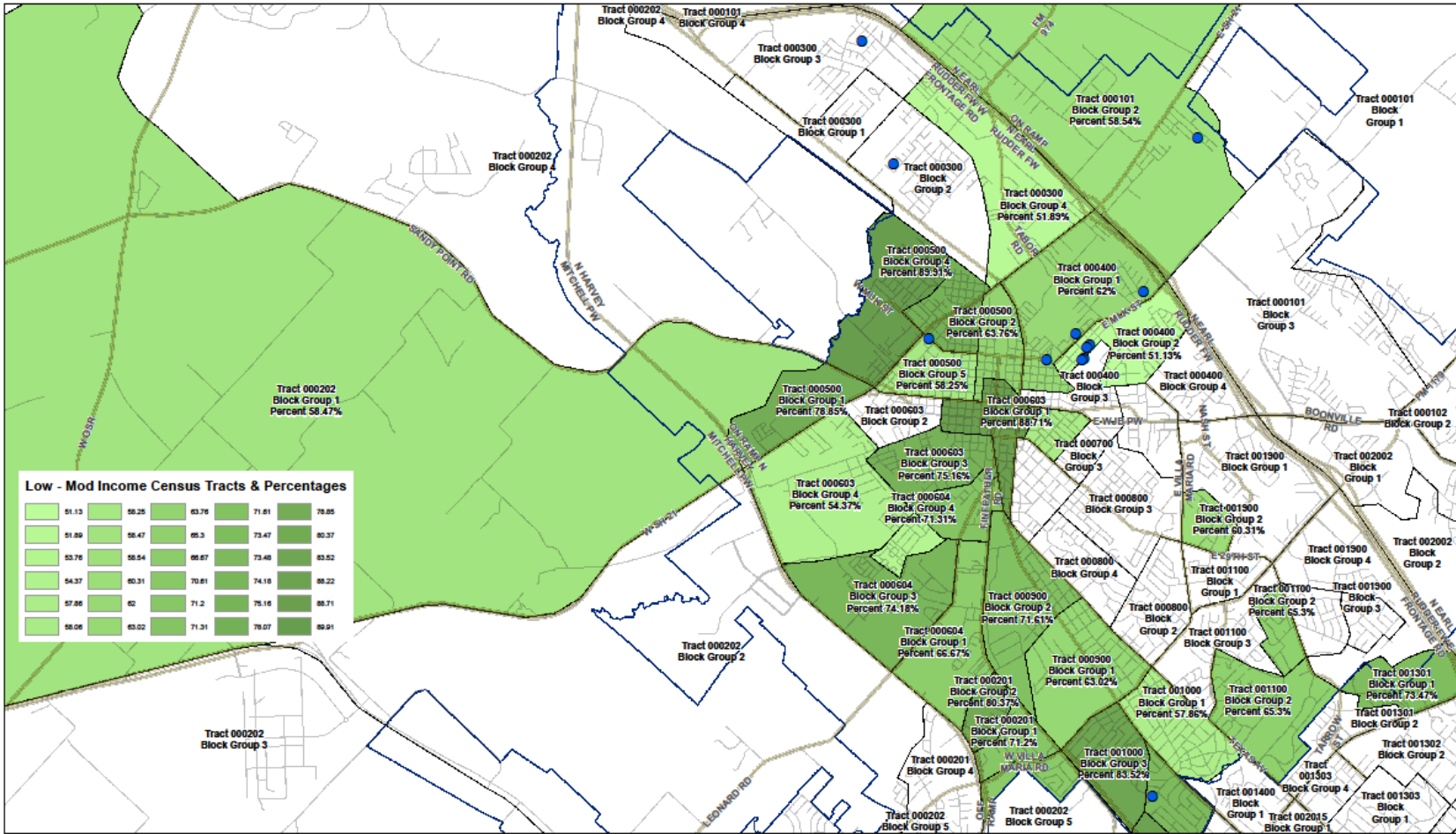




**2017-18 CITY OF BRYAN
HOUSING RECONSTRUCTION**

● Housing Reconstruction





2017-18 CITY OF BRYAN
DOWNPAYMENT ASSISTANCE PROJECTS

● Downpayment Assistance Project



Attachment 4

CoC and PIT Count Info 2017 CAPER

**Brazos Valley Coalition for the Homeless (BVCH)
Continuum of Care and Point-in-Time Count Information
for
2017 CAPER**

The Brazos Valley Coalition for the Homeless (BVCH) is a regional network of organizations, individuals, and agencies whose mission is to work toward ending homelessness in the Brazos Valley. BVCH is represented in a seven county region and its goals are to:

- Act as a conduit for communication between shelter providers and other parties interested in ending homelessness.
- Facilitate access to shelter, housing, and services for homeless persons & families. Promote public awareness of homelessness, its' causes, and possible solutions.
- Seek available funding to eliminate or reduce homelessness.
Share resources

BVCH coordinates with federal, state, local, private and other entities serving homeless individuals and families and those at risk of homelessness in the planning, operation and funding of projects. Multiple public and private area agencies are members of the BVCH and these entities cooperate on local homelessness efforts, to include the annually required Point-in-Time (PIT) homeless count. Twin City Mission is the lead agency in BVCH as well as the official HMIS lead agency and CoC applicant agency.

During PY2017, BVCH's PIT count occurred on January 27, 2018 and included a listing of current emergency, transitional housing and permanent supportive housing inventory, and continuum-of-care inventory. Specifically, the definitions used for survey purposes were: 1) Emergency Shelter: Buildings designed to house persons experiencing homelessness and 2) Transitional Housing: Temporary and transitional housing programs for persons experiencing homelessness and which may include supportive services. Homeless subpopulations were tallied for "sheltered" persons in each category. Following is a summary of the 2017 count as well as comparisons of the previous year's PIT count

In the BVCH 2018 PITC region, 197 homeless persons were identified, represented by 126 sheltered and 71 unsheltered. Ten of these individuals reported being chronically homeless (6 were sheltered and 4 were unsheltered). Of these totals, 21 sheltered households included children. There were 11 unsheltered households with children. There were no sheltered or unsheltered veterans reported in the 2018 PIT count.

Following is a summary of the 2018 count as well as comparisons of the previous year's PIT count.

	2017 PIT (for unsheltered count, most recent year conducted)	2018 PIT	Difference
Universe: Total PIT Count of sheltered and unsheltered persons	102	197	+95
Emergency Shelter Total	89	126	+37
Safe Haven Total	0	0	no change
Transitional Housing Total	0	0	no change
Total Sheltered Count	89	126	+37
Total Unsheltered Count	13	71	+58

Source: FY2018 CoC Application (Twin City Mission / Brazos Valley Coalition for the Homeless)

The Coalition continued to concentrate efforts on bringing in new community resources from all seven counties. Other efforts focused on Committee organizing such as establishing contact with other Coalitions to utilize and share resources, Committee meetings, workshops on HMIS/HEARTH, reviewing and updating the discharge plan, and working on the Continuum of Care plan, including for both homeless and chronic homeless goals.

The following table, (item 1D-1) from the BVCH's 2018 Continuum of Care application, lists local categories of care that currently maintain discharge policies with the CoC to ensure that persons discharged from these institutions are not discharged into homelessness. While there are currently no discharge agreements with these entities, local care providers do, as required by state, federal, and/or funding regulations, maintain required discharge policies and agreements.

Foster Care:	<input type="checkbox"/>
Health Care:	<input type="checkbox"/>
Mental Health Care:	<input type="checkbox"/>
Correctional Facilities:	<input type="checkbox"/>
None:	<input checked="" type="checkbox"/>

Source: FY2018 CoC Application (Twin City Mission / Brazos Valley Coalition for the Homeless)

Following is the 2018 Housing Inventory Count indication the number of beds in HMIS for each project type within the CoC. A zero indicates that particular type of project does not currently exist locally.

Project Type	Total Beds in 2017 HIC	Total Beds in 2018 HIC Dedicated for DV	Total Beds in HMIS	HMIS Bed Coverage Rate
Emergency Shelter (ESG) beds	158	45	113	100.00%
Safe Haven (SH) beds	0	0	0	NA
Transitional Housing (TH) beds	0	0	0	NA
Rapid Re-Housing (RRH) beds	0	0	0	NA
Permanent Supportive Housing (PSH) beds	0	0	0	NA
Other Permanent Housing (OPH) beds	0	0	0	NA
Total Beds	158	45	113	100.00%

Source: FY2018 CoC Application (Twin City Mission / Brazos Valley Coalition for the Homeless)

The BVCH also coordinates with the other public and private entities in the identification of funding, planning, and operation of programs serving homeless individuals and families, and those at risk of homelessness. Those entities coordinated with include organizations providing the following types of services locally: Housing Opportunities for Persons with AIDS (HOPWA); Temporary Assistance for Needy Families (TANF); Head Start Programs, and; other housing and service programs funded through local, state, and federal government sources.

Attachment 5

Monitoring, Affidavit, FHEO Summary 2017 CAPER

Program Monitoring and Compliance Standards and Procedures

The City of Bryan's Community Development Services Department continuously monitors programs and activities to ensure compliance with city/state/federal regulations and policies. With regards to compliance with grant regulations on income eligibility for housing and non-housing activities, the City uses the following two HUD tests for Low Moderate Clientele (LMC), as follows:

- Exclusively benefit a clientele who are generally *presumed by HUD to be principally L/M income persons*. Abused children and elderly persons are two of the groups that are currently presumed by HUD to be made up principally of L/M income persons, or:
- Require *information on family size and income* so that it is evident that *at least 51%* of the clientele are persons whose family income does not exceed the L/M income limit. (This includes the case where the activity is restricted *exclusively to L/M income persons*).

Monitoring focuses on the following areas:

Financial: Community Development staff and the City's accounting department work closely to ensure that funds drawn down are used for authorized activities on approved projects. Activity agreements, expense documentation and approvals must be in-place for funds to be expended. The City ensures a proper system of checks and balances; those requesting payments of funds are not authorized to approve them. The Community Development Services Department is also subject to an annual single audit, conducted by an independent accounting firm. Staff continues to update monitoring forms to ensure the financial compliance and capacity of the funded contracts.

Environmental: All projects and individual activities are subjected to a review of environmental impacts prior to funding approval. Staff does reviews with the assistance of other city departments and outside agencies as necessary. Remediation of impacts is implemented where required. Projects or activities unable to meet environmental requirements are abandoned or alternative locations/solutions are sought.

Programmatic: Results and/or impacts are evaluated and measured for all projects. Staff is charged with monitoring progress toward project goals on a regular basis. Program specific monitoring requirements are incorporated into contracts per the Department's Policies and Procedures Manual and HUD regulations.

The City has implemented requirements of the FY 2012 HOME Appropriation Law which provided new regulations for HOME projects to improve project and developer selection and to ensure that adequate market demand exists for HOME projects. The City has also implemented the requirements of the HOME FY2013 Final Rule to include those directives related to fund commitment deadlines, underwriting reviews, and assessment of developer capacity and financial soundness.

In the previous program year, the City revised policies and procedures to address these requirements, including revised completion project dates, extension policies, tracking system process to ensure compliance of the four year completion date, timely draw process, technical assistance policy for property conversion (owner occupied to rental), CHDO capacity to provide evidence of development experience, underwriter review, developer capacity assessment, and neighborhood market conditions policies/procedures.

Sub-recipient Monitoring: Monitoring allows assessment of a program's operations. A secondary goal is to obtain data for use in determining program achievement. All sub-recipients are monitored on site at least annually with new sub-recipients sometimes being monitored more often. Quarterly desk monitoring is done in accordance with the contractual requirements. The on-site visit includes review of income and expense documentation, beneficiary information, programming, purchasing and any special requirements as described in the contract. Agencies are monitored quarterly and provided feedback of this monitoring process to ensure compliance with federal/state/city requirements.

Sub-recipients are trained annually on reporting requirements and documentation needs. This past year, two workshops were held for the area's non-profits to inform them of the grant application procedure and to provide information on monitoring procedures. Plans were implemented to provide Board Workshops as well as Board training for funded agencies.

Public service agencies are funded through a joint process (Joint Relief Funding Review Committee - JRFRC) each year with the City of College Station. The cities issue a joint RFP (Request for Proposal) and the JRFRC reviews submitted proposals weekly during the review process. Site visits are made, presentations done by the agencies and the Committee makes recommendations for each cities' allocated PSA funding. Recommendations are part of the annual CAP approval by each city council and submitted to the Houston HUD Office. Finally, the reimbursement of funds is tied directly to reporting of accomplishments.

Section 3 Compliance: Section 3 is a provision of the Housing and Urban Development (HUD) Act of 1968 that helps foster local economic development, neighborhood economic improvement, and individual self-sufficiency. For Section 3 covered projects, the City ensures that recipients/contractors, to the greatest extent feasible, provide job training, employment, and contracting opportunities for low- or very-low income residents in connection with projects and activities in their neighborhoods. Covered recipients of HUD financial assistance will award the economic opportunities. Covered contractors and subcontractors are required to provide, to the greatest extent feasible, economic opportunities consistent with existing Federal, State, and local laws and regulations. The City has coordinated Section 3 efforts regionally with the City of College Station, Brazos Valley Council of Governments, Bryan Housing Authority, and Workforce Solutions to recruit and encourage Section 3 businesses to participate in City projects. Section 3 Plans are included in all applicable project bid packages.

Labor Standards: Individual project managers monitor labor standards. Labor requirements are included in all bid documents and covered again during the required pre-construction conference. Contractor payments are not processed until all forms required are submitted and correct.

Anti-displacement and Relocation Compliance: No displacements occurred during this reporting period by use of CDBG or HOME funds. The City complies with acquisition and relocation requirements of the Uniform Relocation Assistance and Real Property Acquisition Policies Act of 1970, as amended (URA), and the regulations at 49 CFR 24; and it has in effect and is following a residential anti-displacement and relocation assistance plan required under section 570.104(d) of the Housing and Community Development Act of 1974, as amended. All CDBG and HOME programs are offered on a voluntary basis only to eligible clients. The City does not anticipate any displacement of citizens resulting from programs covered by the Consolidated Plan and works to prevent such displacement, by:

- 1) Avoiding displacement of existing tenants or homeowners as a result of the use of CDBG or HOME funds for rehabilitation, reconstruction, acquisition, or any other Community Development activities to the greatest degree possible, and will not sponsor projects that will cause the displacement of a very low income household by a household that is not of very low income. The City does not currently, and will not participate in any rental rehabilitation activities, unless specified in a future 5-Year Consolidated Plan or Consolidated Plan amendment.
- 2) Avoiding the use of eminent domain and participating in only voluntary acquisitions of either vacant, or owner-occupied properties. Vacant properties must have been vacant for at least ninety (90) days, as verified by utility records or other acceptable means.
- 3) Analyzing proposed projects on a case-by-case basis to identify any potential households, businesses, farms, or non-profit organizations to determine if any displacement might occur in connection with an individual project. This will be done by:
 - a. Review of property tax records to identify owners and owner-occupants
 - b. Review of title records to identify occupant and potential non-occupant owners
 - c. Review of utility records to identify tenant occupants.
 - d. Visual verification and site photographs to identify any otherwise unknown occupants.
- 4) Seeking alternatives which could achieve the public purpose of the project without displacement.
- 5) Advising owners and occupants of their rights under the URA.

Should a project be found to involve the potential for displacement, the City will:

- 1) Seek assistance from and work closely with the U.S. Department of Housing and Urban Development Regional Relocation Specialist.
- 2) Provide timely issuance of information and required notices to any identified households, businesses, farms, or non-profit organizations through certified mail, regular mail, and hand delivery to the property, if occupied.
- 3) Identify the needs and preferences of any household which could potentially be displaced.

AFFIDAVIT OF PUBLICATION AND 2017 CAPER PUBLIC NOTICE

The Eagle

**Bryan, Brazos County, Texas
Affidavit of Publication**

Account Number

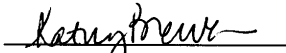


1034600

Date

December 03, 2018

CITY OF BRYAN, CITY SECRETARY
PO BOX 1000
BRYAN, TX 77805

Date	Category	Description	Ad Size	Total Cost
12/09/2018	Municipal Notices	CAPER & Comm. Devel. Block Grant	2 x 4.27 IN	129.24

<p style="text-align: center;">Public Notice</p> <p>The City of Bryan, Texas, will submit its 2017 Consolidated Annual Performance and Evaluation Report (CAPER) for the Community Development Block Grant (CDBG) and HOME Investment Partnerships Program (HOME) on or about December 21, 2018. This report is submitted in response to the performance requirements described in the Consolidated Plan regulations at 24 CFR 91.520. The CAPER summarizes how CDBG and HOME funds were expended and resulting accomplishments during the reporting period of October 1, 2017 through September 30, 2018. A draft of the report will be available for viewing by the public from December 4, 2018 through December 18, 2018, at the Community Development Services Office, 405 W. 28th Street, Bryan, Texas, located in The Horizon Building, during regular office hours of 8:00 A.M. - 5:00 P.M. Copies will also be available during regular office hours of 8:00 A.M. - 5:00 P.M. at the City of Bryan's City Secretary's Office, 300 S. Texas Ave., Bryan, Texas, and at the Clara B. Mounce Public Library, 201 E. 26th Street, Bryan, Texas, during the library's regularly scheduled hours. Written or verbal comments will be accepted during this time and forwarded to the regional U.S. Dept. of Housing and Urban Development Office. For more information, or to submit written comments, contact the Community Development Services Department at P.O. Box 1000, Bryan, Texas, 77805, or by telephone at 979-209-5175.</p> <p style="text-align: center;">12-3-18</p>	<p style="text-align: center;">Proof of Publication</p> <p>On said day, personally, appeared before me, the undersigned a Notary Public in and for said county and state, Kathy Brewer, of The Eagle, a newspaper published in Bryan, Brazos County, Texas, and generally circulated in Brazos, Burleson, Grimes, Lee, Leon, Madison, Milam and Robertson Counties, and that the notice, a copy of which is hereto attached, was published in said newspaper on the following named dates:</p> <p style="text-align: center;">12/03/2018</p> <p>The First insertion being given ... 12/03/2018</p> <p>Newspaper reference: 0000530037</p> <p>Sworn to and subscribed before me this Monday, December 3, 2018</p> <div style="display: flex; justify-content: space-around; align-items: center;"> <div style="text-align: center;">  Kathy Brewer Clerk </div> <div style="text-align: center;">  Lynne Strassburg Notary </div> </div> <div style="text-align: center; margin-top: 10px;">  </div> <p>State of Texas Brazos County My Commission expires _____</p>
--	--

THIS IS NOT A BILL. PLEASE PAY FROM INVOICE. THANK YOU

Sources: City of Bryan IDIS PR03, IDIS PR23 and IDIS PR26

CDBG Funds Unexpended at end of Prior	\$381,794.42
Entitlement Grant	\$808,200.00
Current Year Program Income	\$23,442.81
Adjustments	
Total Available CDBG:	\$1,213,437.23
Total CDBG Activity Disbursements	\$757,316.58
Adjustments	\$0.00
Amount Subject to Low/Mod Benefit	\$757,316.58
Total Low/Mod Credit	\$757,316.58
% Low/Mod Credit Per PR26	100.00%
% Low/Mod Credit Calculated	94.75%

City of Bryan, Texas CDBG Beneficiary Summary for 2017 CAPER

IDIS Activity Number	Activity Name	Activity Type	CDBG Funding Drawn in Program Year	Income: Extremely Low	Income: Low Mod	Income: Moderate	Income: Non low moderate	% Low Mod	White	Black/ African American	Asian	American Indian/ Alaska Native	Native Hawaiian/ Other Pacific	American Indian/ Alaskan Native & White	Asian White	Black/ African American & White	American Indian/ Alaskan Native & African American	Other multi racial	Asian/ Pacific Islander	Hispanic	Female HOH	
983	Homeowner Housing Assistance	Housing	\$329,295.81	13	24	19	0	100.00%	16	29											12	37
994	CDBG Homeowner Housing Assistance - Major Rehabilitation, 604 Ash	Housing	\$167,370.60			1		100.00%		1												1
1001	CDBG Program Administration Homeowner Housing	Administration	\$159,541.99					N/A - Admin														
1002	Assistance Bryan Parks & Rec Summer	Housing	\$101,756.75					Open														
1003	Camp Family Promise Family Support	Public Services	\$31,867.93	253	55	136	37	92.30%	179	232	5	3		3		37	1	21			170	
1004	Services Program Twin City Mission The Bridge Case Management Assistance	Public Services	\$16,235.00	132				100.00%	27	99						4		2			20	
1005	Program Catholic Charities Financial Stability Program	Public Services	\$24,682.00	641	49	7	1	99.90%	386	274	2	11	1	9	1	11	2	1			103	
1006	Stability Program Brazos Valley Rehab Center Counseling and Case Management	Public Services	\$22,121.00	299	26	46	0	100.00%	208	119		9		1	1	31	2				182	
1007	CDBG Homeowner Housing Assistance - Homebuyer, 1124 E. 21st St.	Public Services	\$23,872.00	114	29	11	65	70.30%	194	18					7						74	
1014	CDBG Homeowner Housing Assistance - Homebuyer, 1009 Dale St.	Housing	\$9,513.07			1		100.00%	1												1	
1015	CDBG Homeowner Housing Assistance - Homebuyer, 1015 Dansby	Housing	\$9,167.70		1			100.00%		1												
1018	CDBG Homeowner Housing Assistance - Homebuyer, 1015 Dansby	Housing	\$8,567.41			1		100.00%	1												1	
1020	CDBG Homeowner Housing Assistance - Major Rehabilitation, 504 E.23rd St.	Housing	\$4,781.41					Open														
1021	CDBG Homeowner Housing Assistance - Homebuyer, 1126 E. 21st St.	Housing	\$8,085.90			1		100.00%	1												1	
	Total: Activities		\$916,858.57	1452	184	223	103	94.75%	1013	773	7	23	1	13	9	83	5	24	0	564	38	
	Adjusted Total: Activities Subject to Low/Mod Benefit		\$757,316.58																			
	Total CDBG Drawn in Program Year		\$916,858.57																			
	Total Beneficiaries of all Races																					
			1951	TOTAL BENEFICIARIES FOR CLOSED PROJECTS																		

% of Total Beneficiaries:	%	Jurisdiction Population % By Race 2010 Census Data	Jurisdiction Population Total By Race 2010 Census Data	Jurisdiction Population Total Hispanic/ Latino 2010 Census	Hispanic/ Latino % of Total Hispanic/ Latino
White	51.92%	64.22%	48,939	16,167	58.54%
Black/ African American	39.62%	18.04%	13,748	342	1.24%
Asian	0.36%	1.72%	1,313	35	0.13%
American Indian/ Alaska Native	1.18%	0.55%	420	245	0.89%
Native Hawaiian/Other Pacific American Indian/ Alaskan Native & White	0.05%	0.07%	52	12	0.04%
Asian White	0.67%	0.35%	263	0	0.00%
Black/ African American & White	0.46%	0.24%	184	0	0.00%
American Indian/ Alaskan Native & Black/ African American	4.25%	0.52%	399	0	0.00%
Other multi racial	0.26%	0.00%	0	0	0.00%
Asian/ Pacific Islander	1.23%	1.46%	1,115	1,126	4.08%
Hispanic	0.00%	0.00%	0	0	0.00%
Female HOH	28.91%	36.24%			
Some Other Race	1.95%	5.58%	4,278		
Total Population		12.82%	9,768	9,690	35.09%
			76,201	27,617	100.00%